



NATIONAL ITALIAN OPEN



IPSC LEVEL III MATCH HANDGUN

05-06-07 september 2025

Poligono La Folce - Passignano
sul Trasimento (PG)

Federazione Italiana Tiro Dinamico Sportivo

Via Vitorchiano n. 113 - Roma 00189

Tel. +39 06 32723243

FORMAT

14 Exercises

268 Rounds

1340 Points

ORGANIZING

F.I.T.D.S.

REFERENTS

Match Director
IACOMINI Stefano

Stage Designer
IACOMINI Stefano

Range Master
Stara Gianni

Range Officers
by S.A.F.R.O.

REGISTRATIONS

MA.RE. Match Registration
<https://mare2.fitds.it/>

CONTACT

www.fitds.it
segreteria@fitds.it
stefano.iacomini@fitds.it



INFO MATCH

Event:	NATIONAL ITALIAN OPEN
Organizing:	F.I.T.D.S.
Range:	Poligono La Folce - Passignano sul Trasimonto (PG)
Dates:	05-06-07 september 2025
Type event:	IPSC LEVEL III MATCH HANDGUN
Match Director:	IACOMINI Stefano
Stage Designer:	IACOMINI Stefano
Mobile:	stefano.iacomini@fitds.it
E-mail:	segreteria@fitds.it
Registrations:	Online Match Registration at www.fitds.it - MA.RE. Match Registration
Rules:	FITDS - IPSC Rulebook last edition
Rankings:	Open, Standard, Production, Classic, Revolver, Production Optics, Standard Optics
Awards:	Absolutes - Category and class
Ammunition:	Free all types of ammunition by the shooter
Food and Drinks:	At the Shooting Range there are a refreshment stand
Turns:	Pre Match: Thursday - Main Match: Friday - Saturday - Sunday
Timing:	Main Match Briefing: 07:45 AM; start 08:00 AM
Range Master	Stara Gianni
Range Officer	by S.A.F.R.O.
<p>All shooters must be in good standing with permits to carry and use their weapons and ammunition.</p> <p>The organization discaims any responsability for non-compliance with the regulations of the Law in force.</p> <p>Compliance with the Regulations in force regarding clothing and accessory requirements is reminded.</p>	

MAIN SPONSOR EVENT

PALLA 9MM

www.palla9mm.com



www.lablisten.com

Enjoy Listening



HOTEL CONVENZIONATI

AGRITURISMO "CASALE IL PICCHIO" Case sparse,58 Magione-075/841595

AGRITURISMO "LA CASA DI CAMPAGNA"loc.casenuove,57 Magione - 335/7536326

AGRITURISMO "VILLA RANCIO" loc.Coliccione Passignano s.T. - 075/845270

HOTEL CANTALODOLE st.G.Leopardi,3 Magione 075/8472746

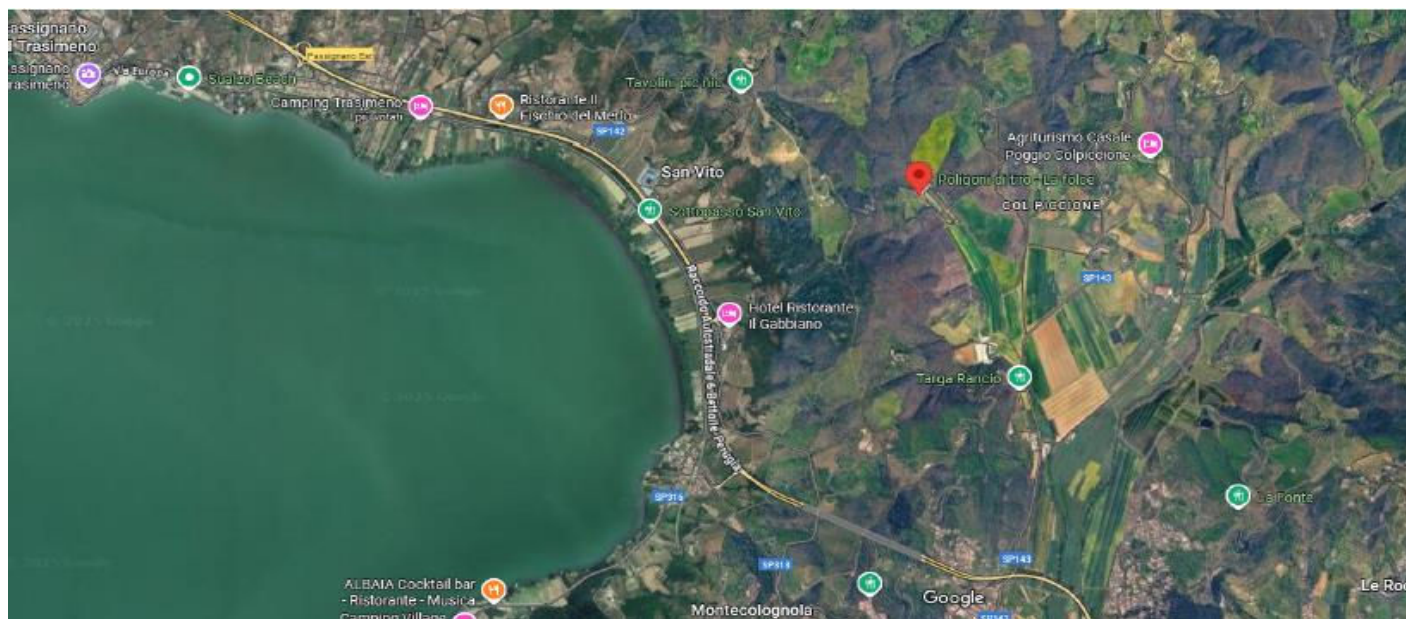
VILLAGGIO ALBERGO "IL GABBIANO" Via Perugina, 67, Passignano ST 075 827788



How to get to the shooting range

POLIGONI LA FOLCE snc loc.Coliccione,70 06065 Passignano sul Trasimeno (PG)

GPS: 43°10'38"N 12°12'23"E

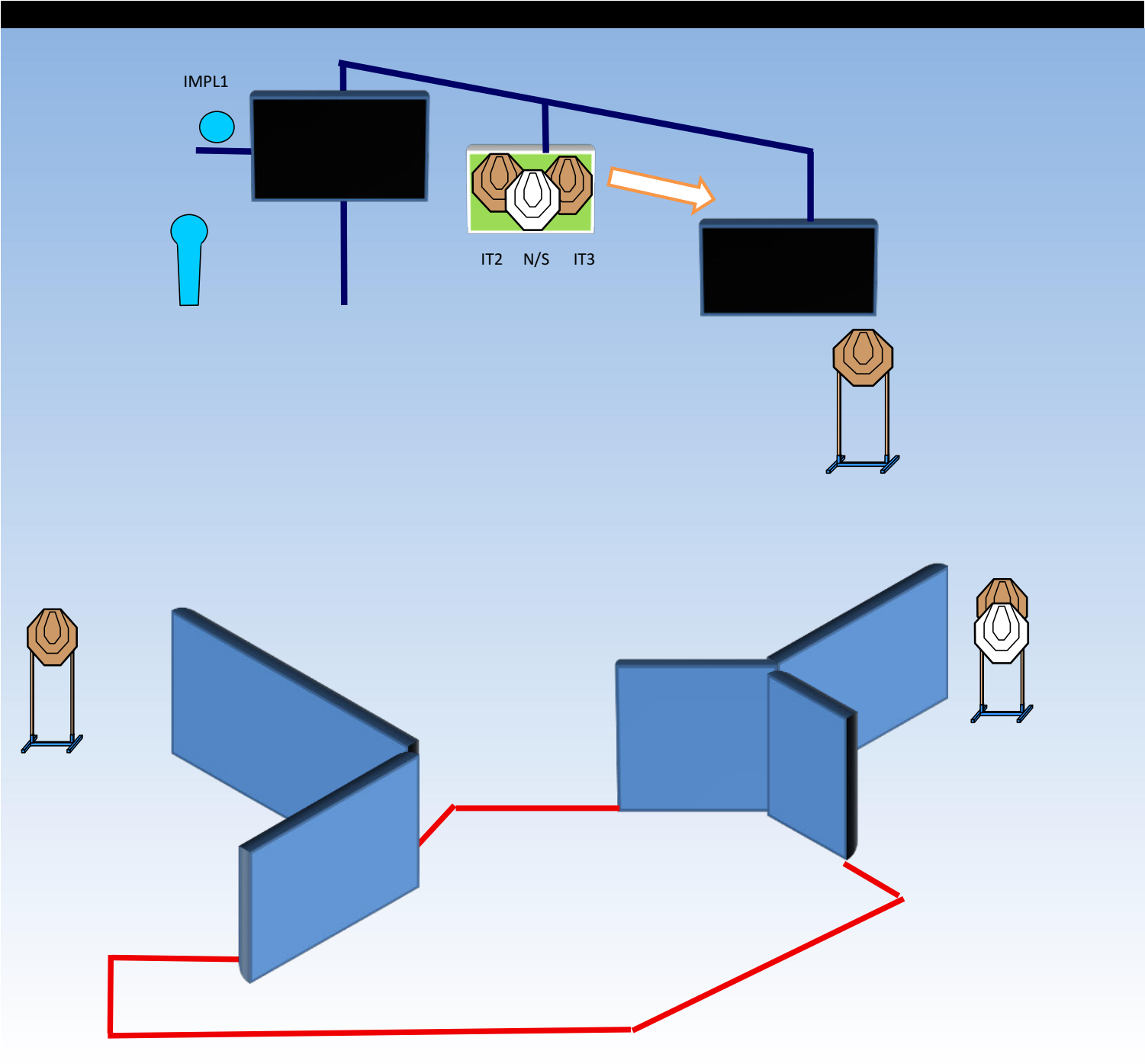


Notice

Passignano sul Trasimeno is a municipality in the Province of Perugia in Umbria and It rises on a promontory located on the northern shore of Lake Trasimeno and is part of the Monti del Trasimeno mountain community. It is one of The most beautiful villages of Italy

The climate of Passignano is of a sublittoral temperate type with an annual average of about 14 °C and is characterized by winters that are not particularly harsh and summers with high temperatures, but not scorching; the temperature in September is 20-23°.





Type:	Short Course	Targets:		
Rounds to be scored:	12	IPSC Targets	5	IPSC Mini Targets
Maximum Points:	60	IPSC Poppers		IPSC Mini Poppers
Time Start:	Audible Signal	IPSC Metal Plates	1	1
		No-Shoots	2	

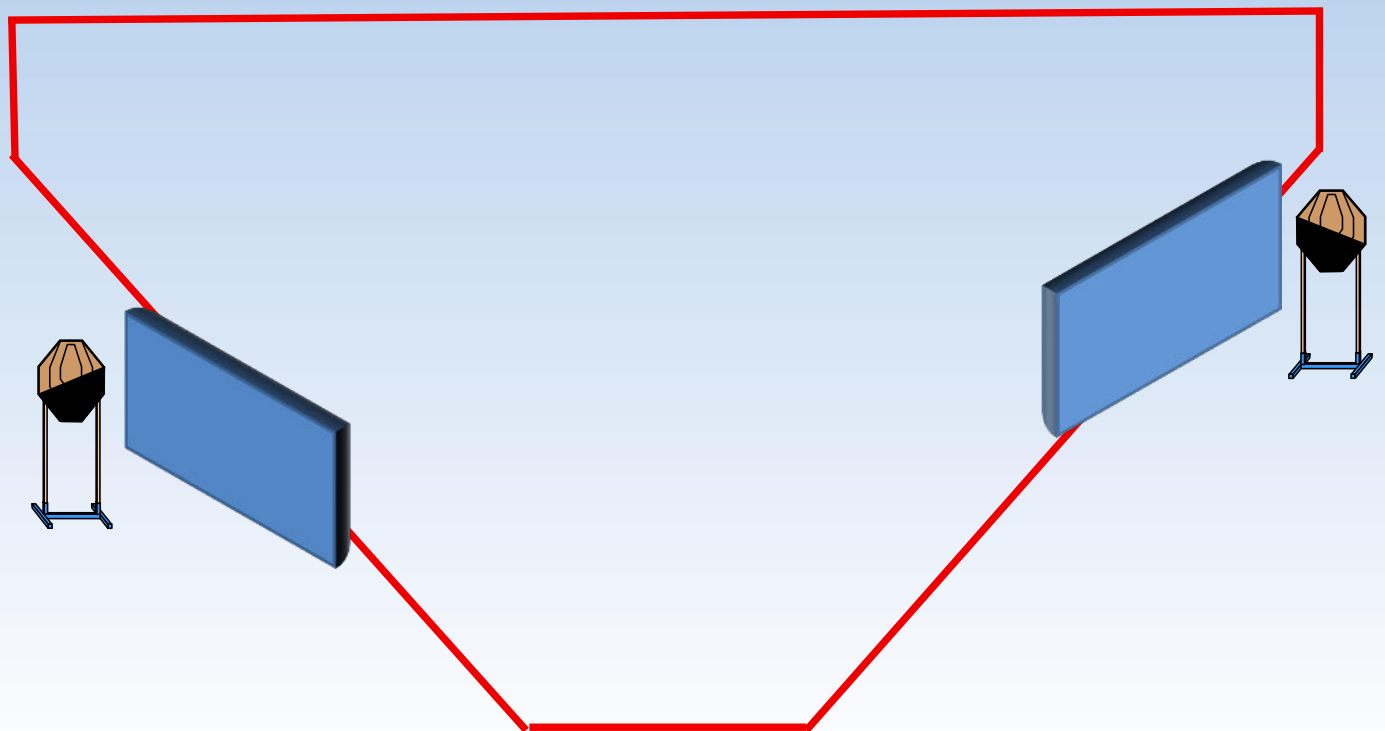
Start Position: Anywhere in the shooting area

Handgun Ready Condition:

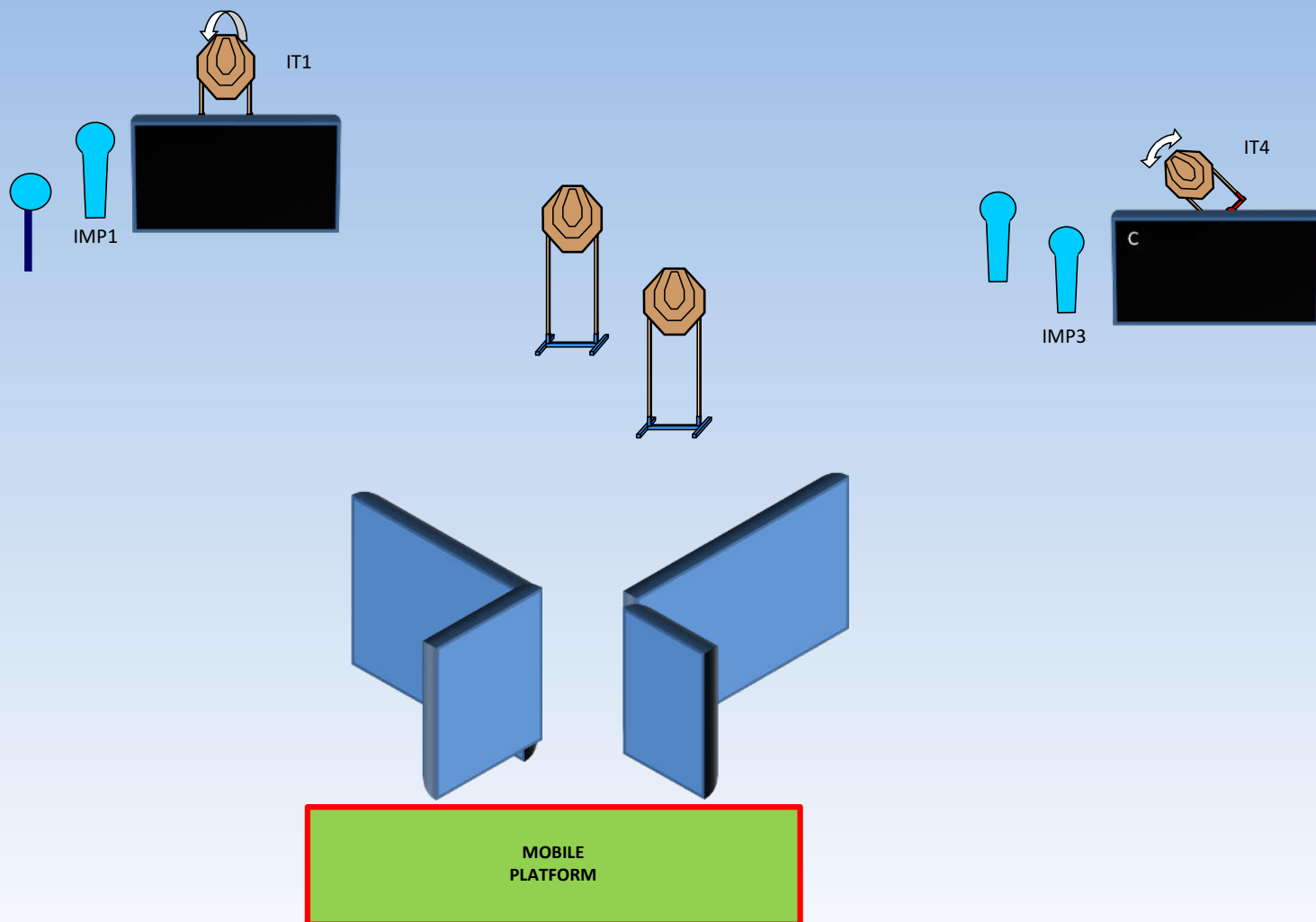
Procedure: Upon start signal engage the targets

Design Notes: IPL1 activates IT2, IT3 and NS Swingers which will remain visible at the end of the movement

Briefing Notes: The safety angles are 90° lateral and the backstops vertically. Structures are hard cover.
The score will be counted during the execution of the exercise.
Shooter may delegate other shooter to verify the score counting.



Shooter may delegate other shooter to verify the score counting.



Type:	Short Course	Targets:		
Rounds to be scored:	12	IPSC Targets	4	IPSC Mini Targets
Maximum Points:	60	IPSC Poppers		IPSC Mini Poppers
Time Start:	Audible Signal	IPSC Metal Plates	1	3
		No-Shoots		

Start Position: Anywhere in the Mobile Platform

Handgun Ready Condition: Chamber and magwell empty

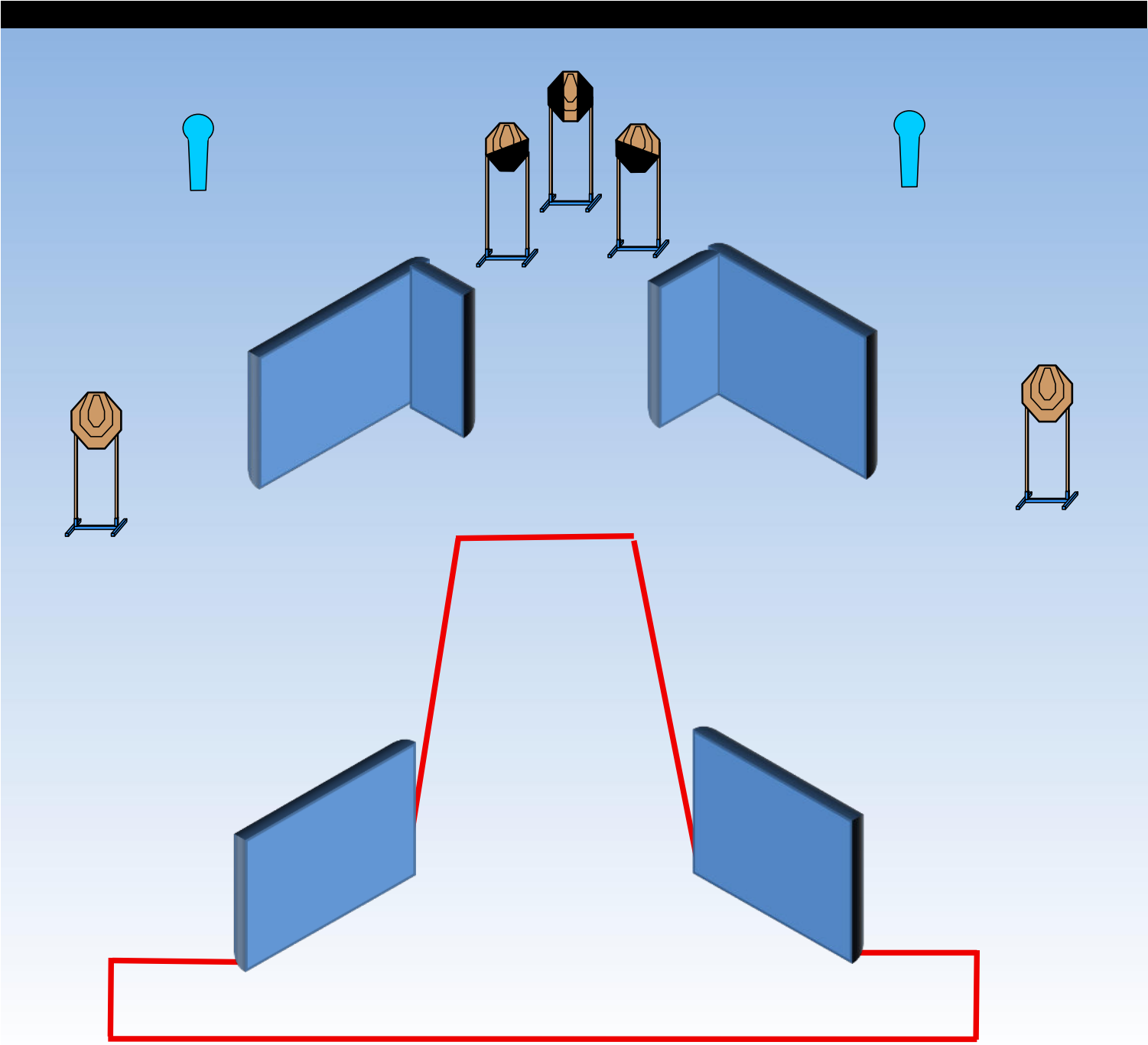
Procedure: Upon start signal engage the targets

Design Notes: IMP1 activates IT1 Swinger and IMP3 activates IT4 Swinger which will remain visible at the end of the movement

The safety angles are 90° lateral and the backstops vertically. Structures are hard cover.

Briefing Notes: The score will be counted during the execution of the exercise.

Shooter may delegate other shooter to verify the score counting.



Type:	Short Course	Targets:		
Rounds to be scored:	12	IPSC Targets	5	IPSC Mini Targets
Maximum Points:	60	IPSC Poppers		IPSC Mini Poppers
Time Start:	Audible Signal	IPSC Metal Plates		2
		No-Shoots		

Start Position:

Anywhere in the shooting area

Handgun Ready Condition:

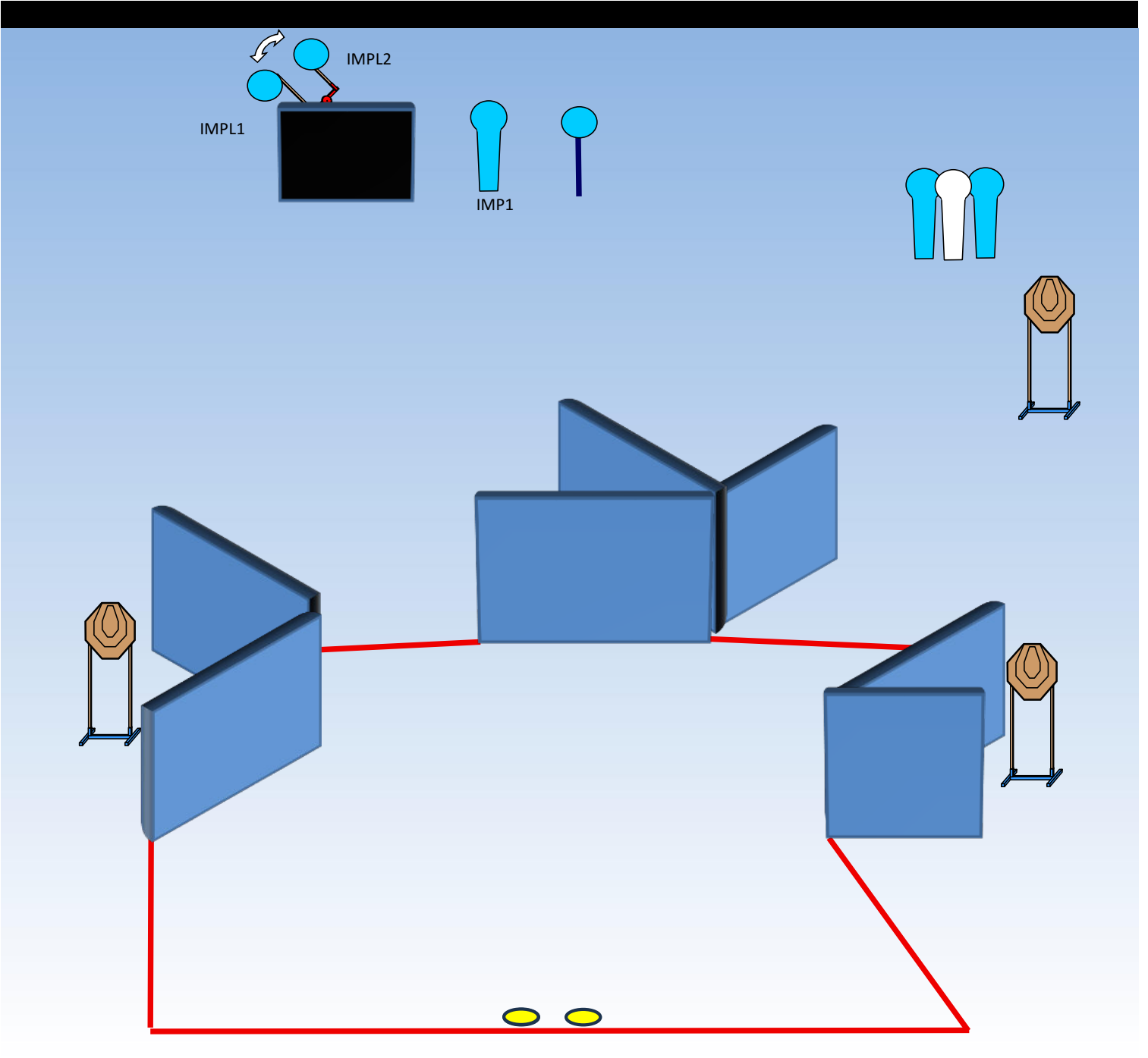
Procedure:

Upon start signal engage the targets

Design Notes:

Briefing Notes:

The safety angles are 90° lateral and the backstops vertically. Structures are hard cover.
The score will be counted during the execution of the exercise.
Shooter may delegate other shooter to verify the score counting.



Type:	Short Course	Targets:		
Rounds to be scored:	12	IPSC Targets	3	IPSC Mini Targets
Maximum Points:	60	IPSC Poppers		IPSC Mini Poppers
Time Start:	Audible Signal	IPSC Metal Plates	3	3
		No-Shoots	1	

Start Position:

Handgun Ready Condition:

Procedure:Upon start signal engage the targets

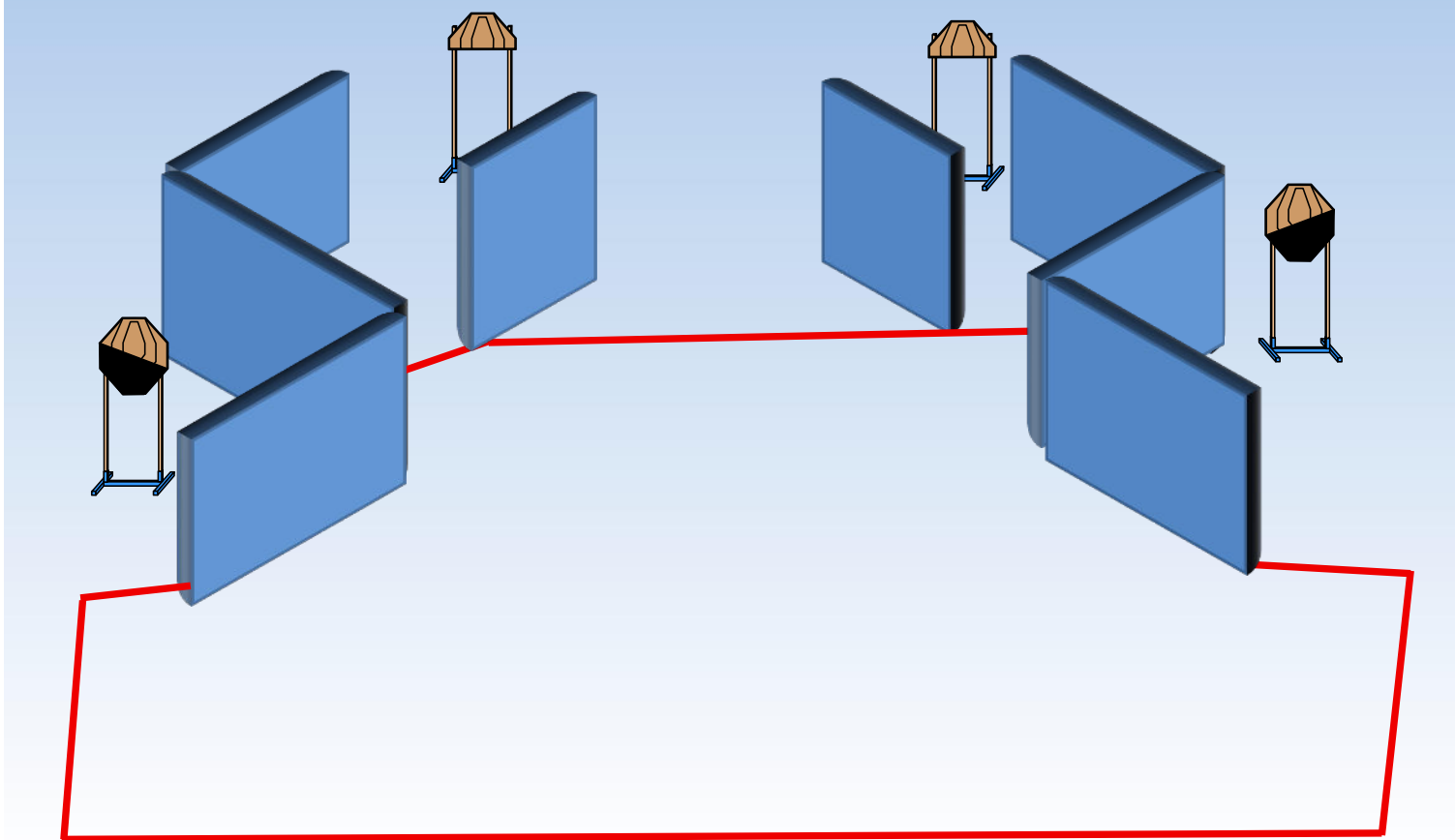
Design Notes:IMP1 activates IMPL1 and IMPL2 Swingers which will remain visible at the end of the movement

Briefing Notes:

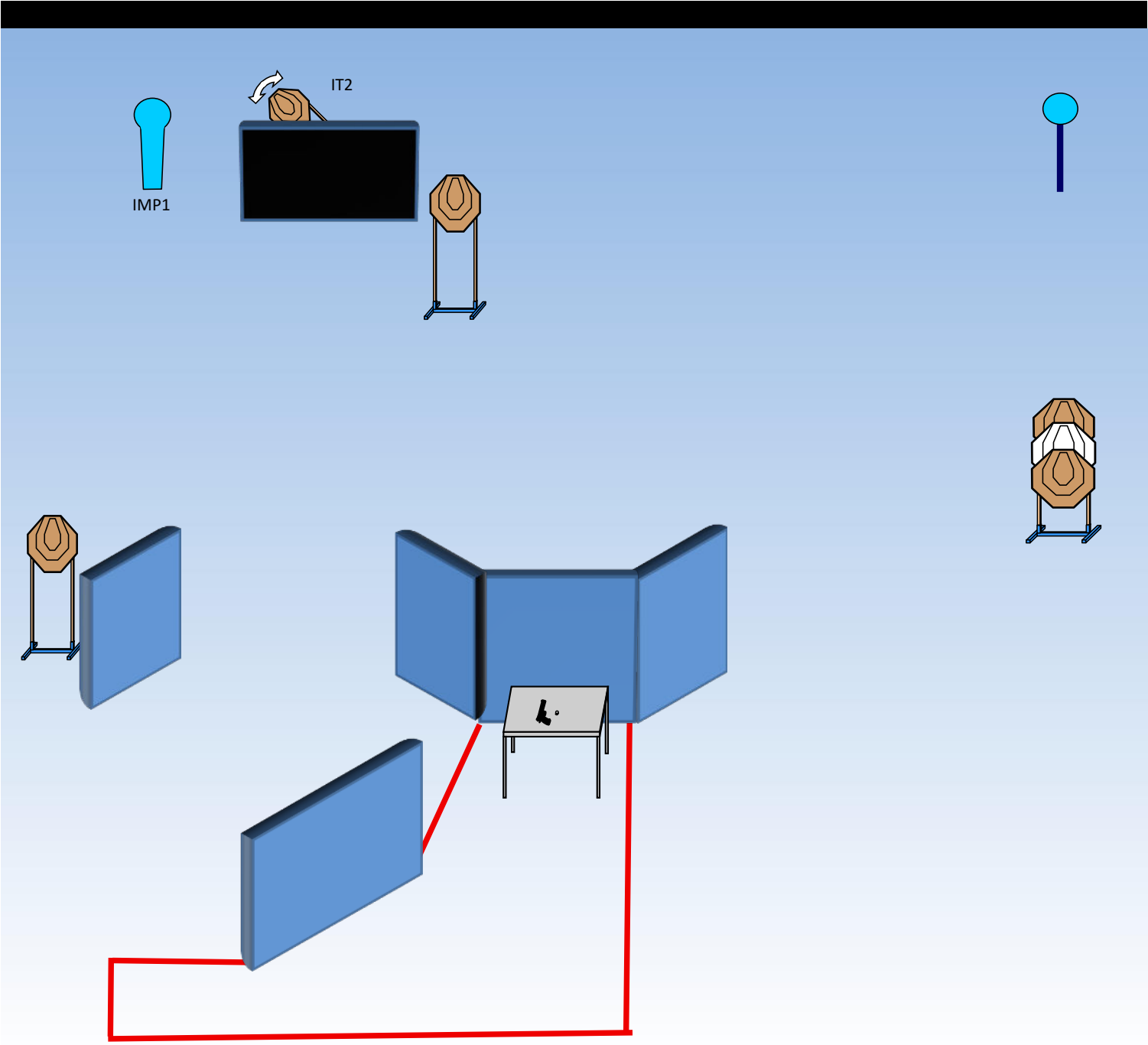
The safety angles are 90° lateral and the backstops vertically. Structures are hard cover.

The score will be counted during the execution of the exercise.

Shooter may delegate other shooter to verify the score counting.



Start Position:	Anywhere in the shooting area
Handgun Ready Condition:	
Procedure:	Upon start signal engage the targets
Design Notes:	IMP2 activates IMPL1 Swinger which will remain visible at the end of the movement
Briefing Notes:	<p>The safety angles are 90° lateral and the backstops vertically. Structures are hard cover.</p> <p>The score will be counted during the execution of the exercise.</p> <p>Shooter may delegate other shooter to verify the score counting.</p>



Type:	Short Course	Targets:		
Rounds to be scored:	12	IPSC Targets	5	IPSC Mini Targets
Maximum Points:	60	IPSC Poppers		IPSC Mini Poppers
Time Start:	Audible Signal	IPSC Metal Plates	1	1
		No-Shoots	1	

Start Position:

Anywhere in the shooting area

Handgun Ready Condition:

Loaded, lying on the table as shown

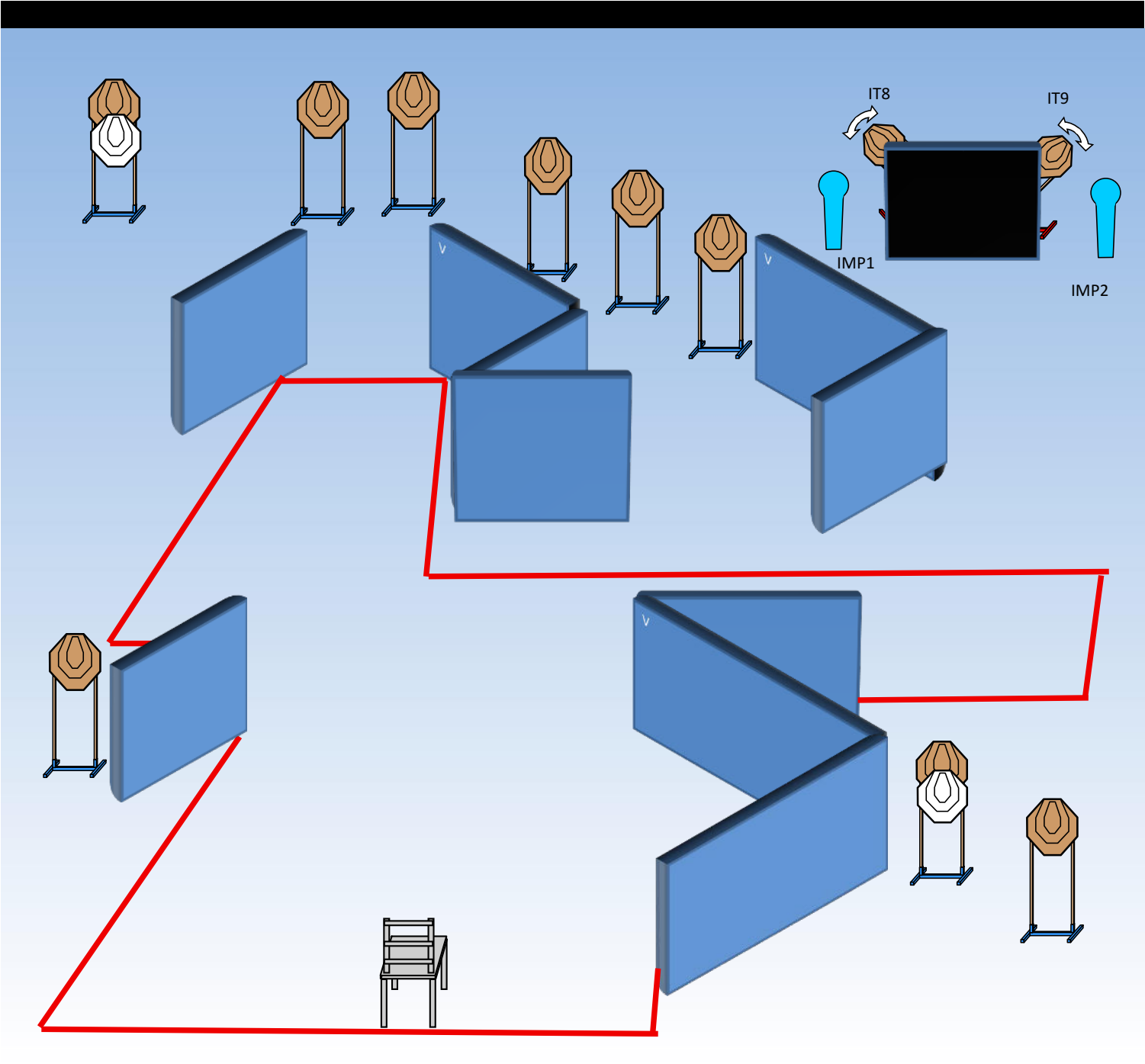
Procedure:

Design Notes:

IMP1 activates IT2 Swinger which will remain visible at the end of the movement

Briefing Notes:

The safety angles are 90° lateral and the backstops vertically. Structures are hard cover.
The score will be counted during the execution of the exercise.
Shooter may delegate other shooter to verify the score counting.



Type:	Medium Course	Targets:				
Rounds to be scored:		24	IPSC Targets	11	IPSC Mini Targets	2
Maximum Points:		120	IPSC Poppers		IPSC Mini Poppers	
Time Start:		Audible Signal	IPSC Metal Plates			
			No-Shoots	2		

Start Position: Sit on the chair as shown

Handgun Ready Condition: Chamber empty, magazine inserted

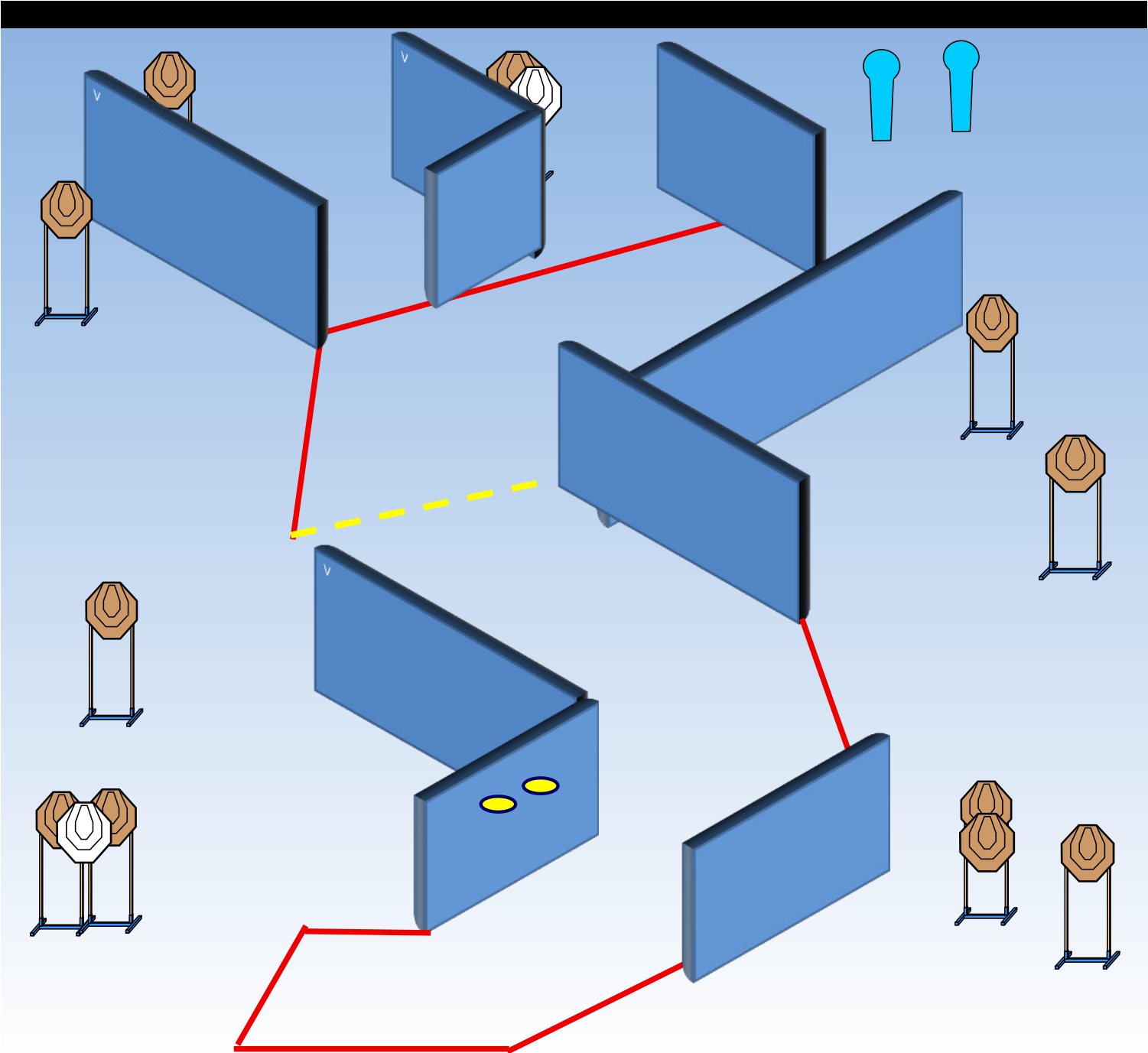
Procedure: Upon start signal engage the targets

Design Notes: IMP1 activates IT8 Swinger and IMP2 activates IT9 swinger which will remain visible at the end of the movement

The safety angles are 90° lateral and the backstops vertically. Structures are hard cover.

Briefing Notes: The score will be counted during the execution of the exercise.

Shooter may delegate other shooter to verify the score counting.



Type:	Medium Course	Targets:		
Rounds to be scored:	24	IPSC Targets	11	IPSC Mini Targets
Maximum Points:	120	IPSC Poppers	2	IPSC Mini Poppers
Time Start:	Audible Signal	IPSC Metal Plates		
		No-Shoots	2	

Start Position:

Hands on marks as shown

Handgun Ready Condition:

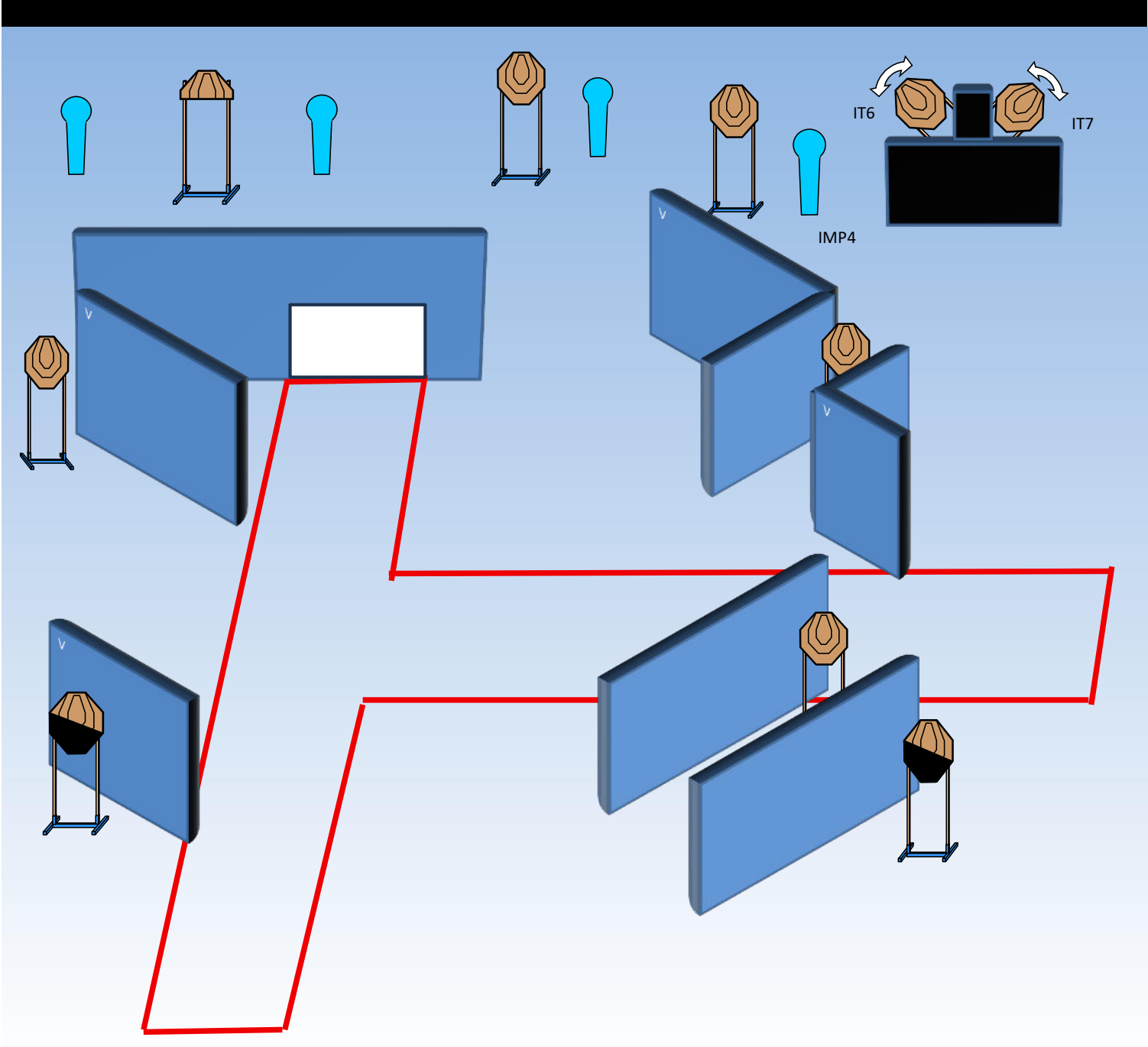
Procedure:

Upon start signal engage the targets. Once you have passed the mark, finish the exercise with only using STRONG HAND (rule 1.1.5.4)

Design Notes:

Briefing Notes:

The safety angles are 90° lateral and the backstops vertically. Structures are hard cover.
The score will be counted during the execution of the exercise.
Shooter may delegate other shooter to verify the score counting.



Type:	Medium Course	Targets:			
Rounds to be scored:		24	10	IPSC Mini Targets	
Maximum Points:		120		IPSC Mini Poppers	
Time Start:		Audible Signal		IPSC Metal Plates	
				No-Shoots	
					4

Start Position:

Anywhere in the shooting area

Handgun Ready Condition:

Procedure:

Upon start signal engage the targets

Design Notes:

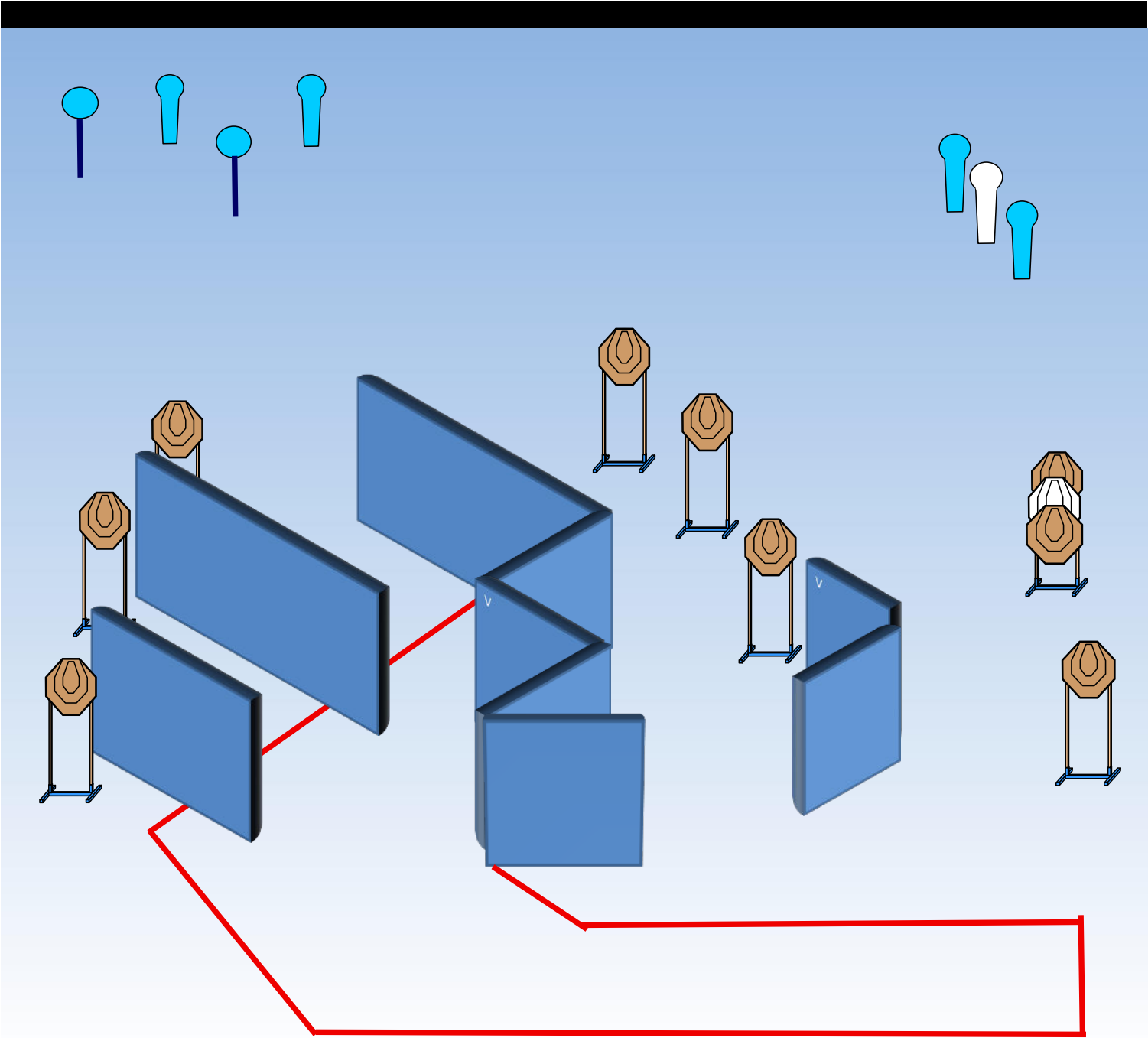
IMP4 activates IT6 and IT7 Swingers which will remain visible at the end of the movement

The safety angles are 90° lateral and the backstops vertically. Structures are hard cover.

Briefing Notes:

The score will be counted during the execution of the exercise.

Shooter may delegate other shooter to verify the score counting.



Type:	Medium Course	Targets:		
Rounds to be scored:	24	IPSC Targets	9	IPSC Mini Targets
Maximum Points:	120	IPSC Poppers		IPSC Mini Poppers
Time Start:	Audible Signal	IPSC Metal Plates	2	4
		No-Shoots	2	

Start Position:

Anywhere in the shooting area

Handgun Ready Condition:

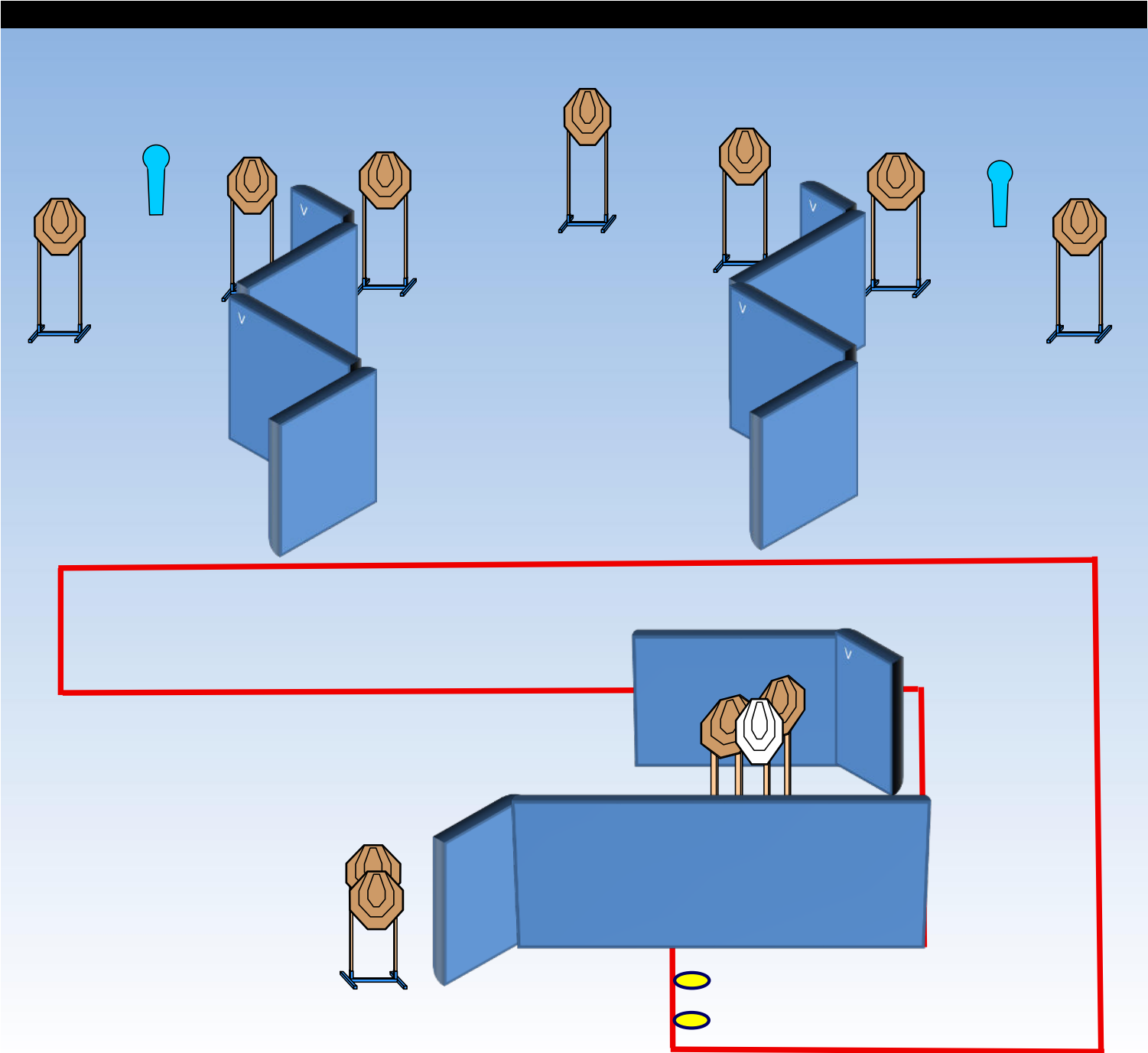
Procedure:

Upon start signal engage the targets

Design Notes:

Briefing Notes:

The safety angles are 90° lateral and the backstops vertically. Structures are hard cover.
The score will be counted during the execution of the exercise.
Shooter may delegate other shooter to verify the score counting.



Type:	Medium Course	Targets:		
Rounds to be scored:	24	IPSC Targets	11	IPSC Mini Targets
Maximum Points:	120	IPSC Poppers		IPSC Mini Poppers
Time Start:	Audible Signal	IPSC Metal Plates		2
		No-Shoots	1	

Start Position:

Toes touching the marks as shown.

Handgun Ready Condition:

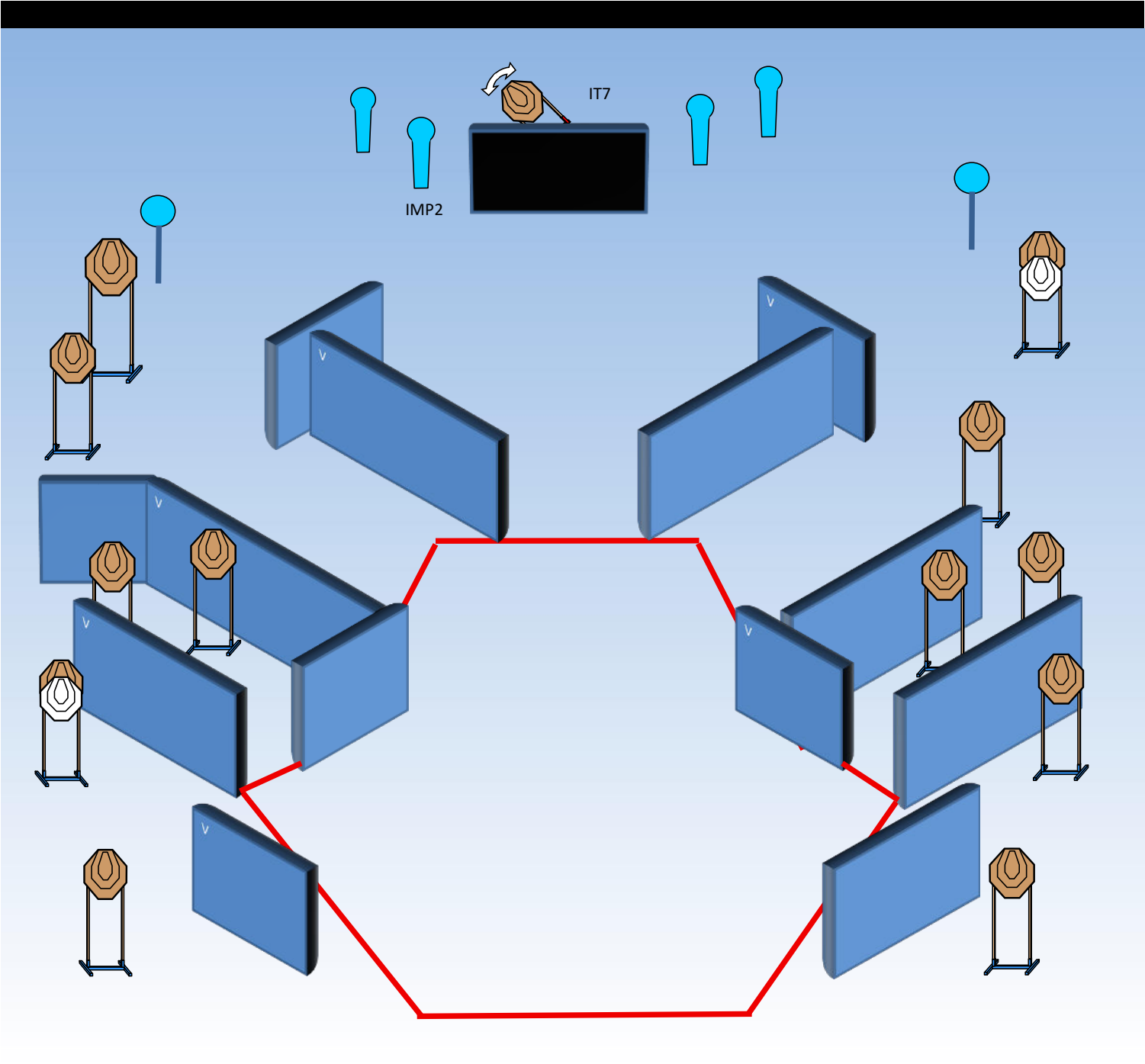
Procedure:

Upon start signal engage the targets

Design Notes:

Briefing Notes:

The safety angles are 90° lateral and the backstops vertically. Structures are hard cover.
The score will be counted during the execution of the exercise.
Shooter may delegate other shooter to verify the score counting.



Type:	Long Course	Targets:		
Rounds to be scored:	32	IPSC Targets	13	IPSC Mini Targets
Maximum Points:	160	IPSC Poppers		IPSC Mini Poppers
Time Start:	Audible Signal	IPSC Metal Plates	2	4
		No-Shoots	2	

Start Position:

Anywhere in the shooting area

Handgun Ready Condition:

Procedure:

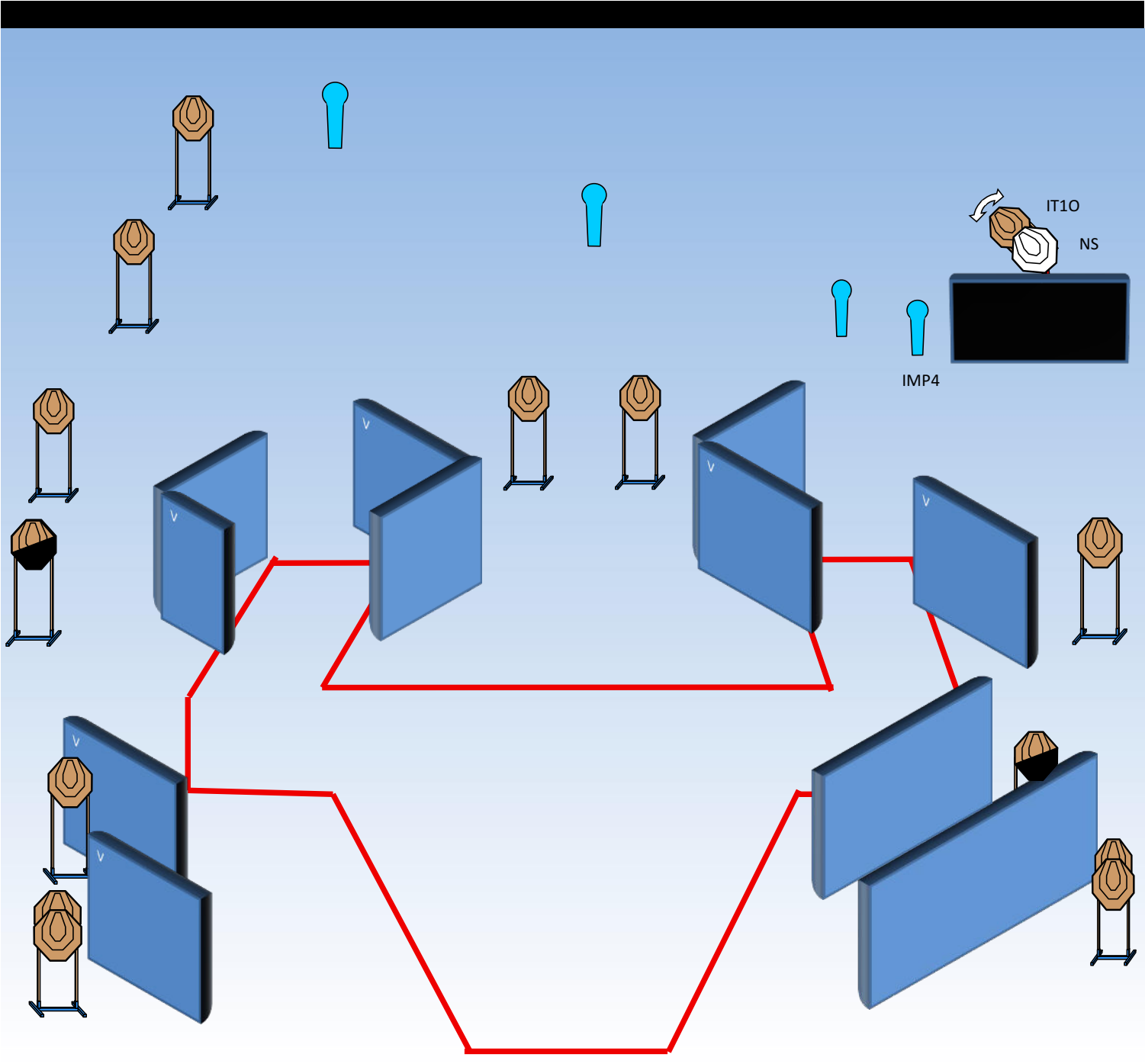
Upon start signal engage the targets

Design Notes:

IMP2 activates IT7 Swinger which will remain visible at the end of the movement

Briefing Notes:

The safety angles are 90° lateral and the backstops vertically. Structures are hard cover.
The score will be counted during the execution of the exercise.
Shooter may delegate other shooter to verify the score counting.



Type:	Long Course	Targets:		
Rounds to be scored:	32	IPSC Targets	14	IPSC Mini Targets
Maximum Points:	160	IPSC Poppers		IPSC Mini Poppers
Time Start:	Audible Signal	IPSC Metal Plates		4
		No-Shoots	1	

Start Position:

Anywhere in the shooting area

Handgun Ready Condition:

Procedure:

Upon start signal engage the targets

Design Notes:

IMP4 activates IT10 and NS Swingers which will remain visible at the end of the movement

Briefing Notes:

The safety angles are 90° lateral and the backstops vertically. Structures are hard cover.
The score will be counted during the execution of the exercise.
Shooter may delegate other shooter to verify the score counting.