

TIRO SPORTIVO VALEGGIO



present

2° Monster Cup

3-4 AUGUST 2024

MATCH LEVEL 3

20 STAGE / MIN. ROUNDS 382

Match Director: Paolo Brocanelli

Valeggio sul Mincio (VR)



website: www.fitds.it ; e-mail match director: paolo.cell67@gmail.com

Information: regionaldirector.ita@fitds.it ; registration: <https://mare2.fitds.it>

INFORMAZIONI MATCH / MATCH DETAILS

Contatti:	Tiro sportivo Valeggio +393482438752 Match director +393280236887	
Sito web:	http://www.fitds.it	
e-mail:	regionaldirector.ita@fitds.it match director: paolo.cell67@gmail.com	
Iscrizioni:	http://mare2.fitds.it	
Munizionamento:	Libero ogni tipo di munizionamento a cura del tiratore	Free any kind of ammunitions carried by shooters
Ristorazione:	Sul campo è presente un confortevole punto di ristoro	Comfortable catering point on the shooting range
Regolamento:	Come da Appendice 2 del Regolamento Handgun IPSC Gennaio 2024 solo overall e categorie.	FITDS/IPSC rulebook January 2024 edition
Classifiche:	Div. Open, Standard, Production, Classic, Revolver, Production Optic, PCC come da reg. sportivo FITDS	Div. Open, Standard, Production, Classic, Revolver, Production Optic, PCC as per FITDS rulebook
Premiazioni:	Come da regolamento sportivo 2024 Monster Cup	As per 2024 shooting rules Monster Cup
Campo:	località corte caterina Valeggio sul Mincio (Verona) 45.30134 , 10.74435	Corte Caterina St. - Town of Valeggio sul Mincio - 37067 45.30134 , 10.74435
Orari Sabato:		Saturday
1 turno	Ritrovo tiratori ore 7:00, inizio gara ore 7.30	Shooters meeting at 7:00 am, Match starts at 7.30 am
2 turno	Ritrovo tiratori ore 12.30, inizio gara ore 13.00	Shooters meeting at 12.30 pm, Match starts at 13.00 pm
Orari Domenica:		Sunday
1 turno	Ritrovo tiratori ore 7:00, inizio gara ore 7.30	Shooters meeting at 7:00 am, Match starts at 7.30 am
2 turno	Ritrovo tiratori ore 12.30, inizio gara ore 13.00	Shooters meeting at 12.30 pm, Match starts at 13.00 pm
Range Master:	a cura S.A.F.R.O.	by S.A.F.R.O.
Range Officers:	a cura S.A.F.R.O.	by S.A.F.R.O.

E' assoluto il divieto di utilizzare qualsiasi tipo di abbigliamento militare, paramilitare nonché l'utilizzo di abbigliamento e/o accessori che in qualunque modo possano ledere l'immagine della F.I.T.D.S.
It's absolutely forbidden the use of any kind of military or paramilitary clothing as well as the use of clothing and/or accessories that in any way may damage the image of F.I.T.D.S.

Tutti i tiratori devono essere in regola con i permessi per il trasporto e l'utilizzo delle proprie armi e munizioni.
All shooters must be in compliance with gun transport, carry and use permits for their weapons and ammunition.

L'organizzazione declina ogni responsabilità per il mancato rispetto delle norme di Legge in vigore.
Organization declines all responsibility for non-compliance with Italian and European laws in force.

HOTELS CONVENZIONATI:

HOTEL EDEN +390456370850

HOTEL AGLI ULIVI +390456365013

HOTEL FACCIOLI +390456370605

HOTEL CACCIATORE +390457950252

HOTEL MARA +390457950252

HOTEL IL PAGGIO +390457950606

AGRITURISMO LA PACE +39245005988

B&B OMBRETTA +39328 423 2048

SPONSOR

TANFOGLIO®



GPMAX
PRECISION

ARMI E TIRO



BERETTA

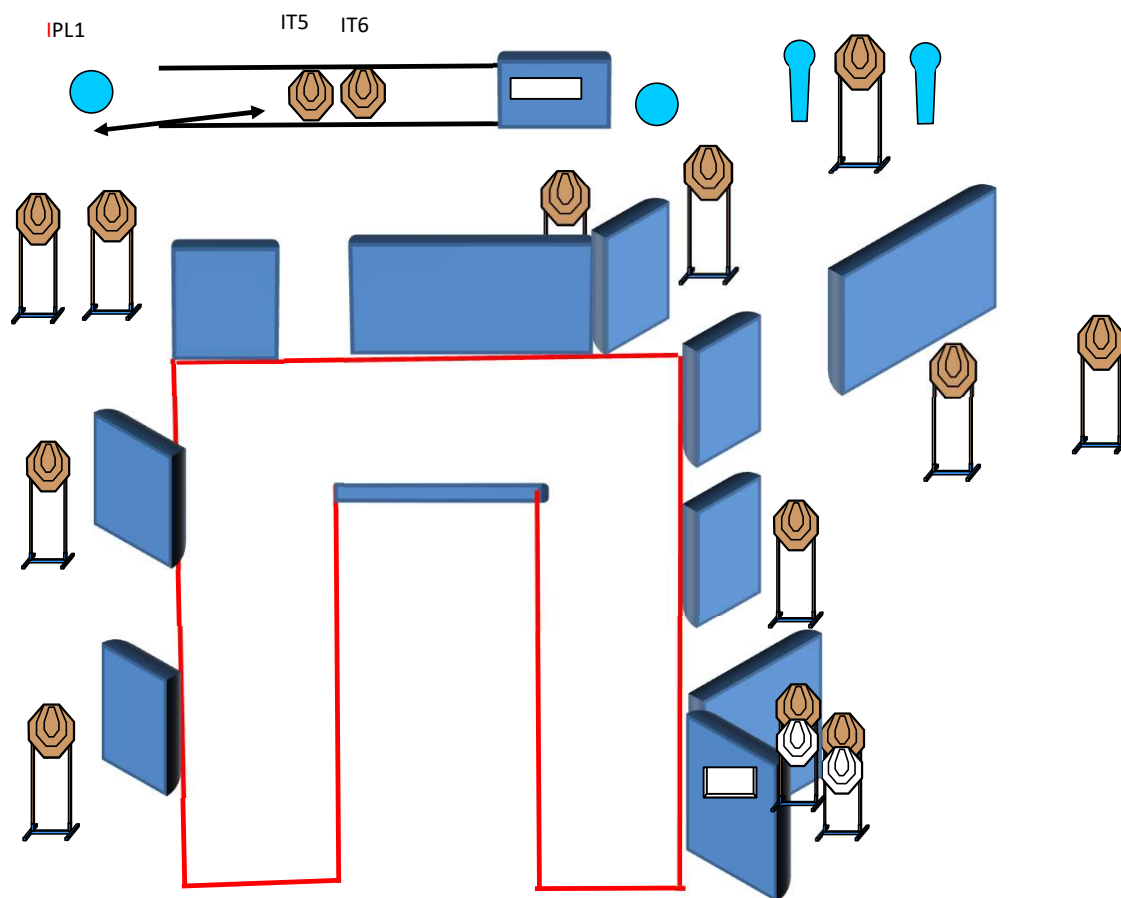


ARMERIA
Dal Pozzo G. e C.

Match Profile

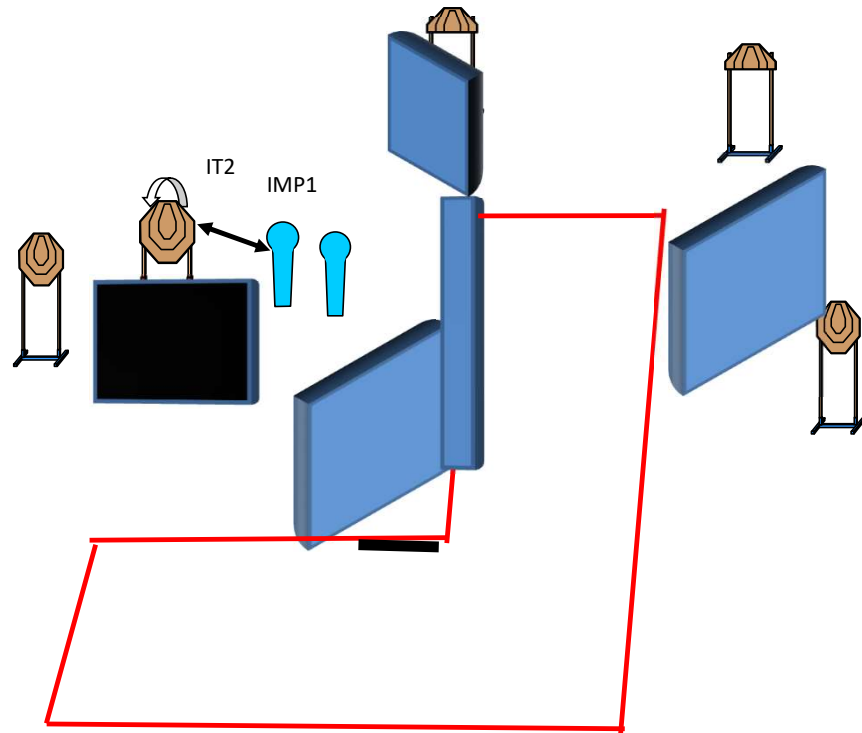
STAGE	EXERCISE TYPE	IPSC TARGETS	IPSC MINI TARGETS	IPSC POPPERS	IPSC MINI POPPERS	PLATES	NO-SHOOTS	ROUNDS	MAX POINTS	STAGE %
1	Long Course	14	0	0	2	2	2	32	160	8,38%
2	Short Course	5	0	0	2	0	0	12	60	3,14%
3	Medium Course	11	0	0	2	0	1	24	120	6,28%
4	Short Course	5	0	0	0	2	0	12	60	3,14%
5	Short Course	5	0	0	1	1	0	12	60	3,14%
6	Medium Course	11	0	0	2	0	2	24	120	6,28%
7	Long Course	15	0	0	2	0	1	32	160	8,38%
8	Short Course	4	0	0	4	0	2	12	60	3,14%
9	Short Course	5	0	0	1	1	1	12	60	3,14%
10	Medium Course	9	2	0	2	0	0	24	120	6,28%
11	Long Course	15	0	0	1	1	2	32	160	8,38%
12	Short Course	4	0	0	2	0	0	10	50	2,62%
13	Medium Course	11	0	0	2	0	1	24	120	6,28%
14	Short Course	5	0	0	2	0	0	12	60	3,14%
15	Short Course	5	0	0	1	1	0	12	60	3,14%
16	Medium Course	11	0	2	0	0	1	24	120	6,28%
17	Medium Course	11	0	0	2	0	1	24	120	6,28%
18	Short Course	6	0	0	0	0	1	12	60	3,14%
19	Short Course	5	0	0	0	2	0	12	60	3,14%
20	Medium Course	11	0	0	2	0	1	24	120	6,28%
Total		168	2	2	30	10	16	382	1910	100%

Stage 1



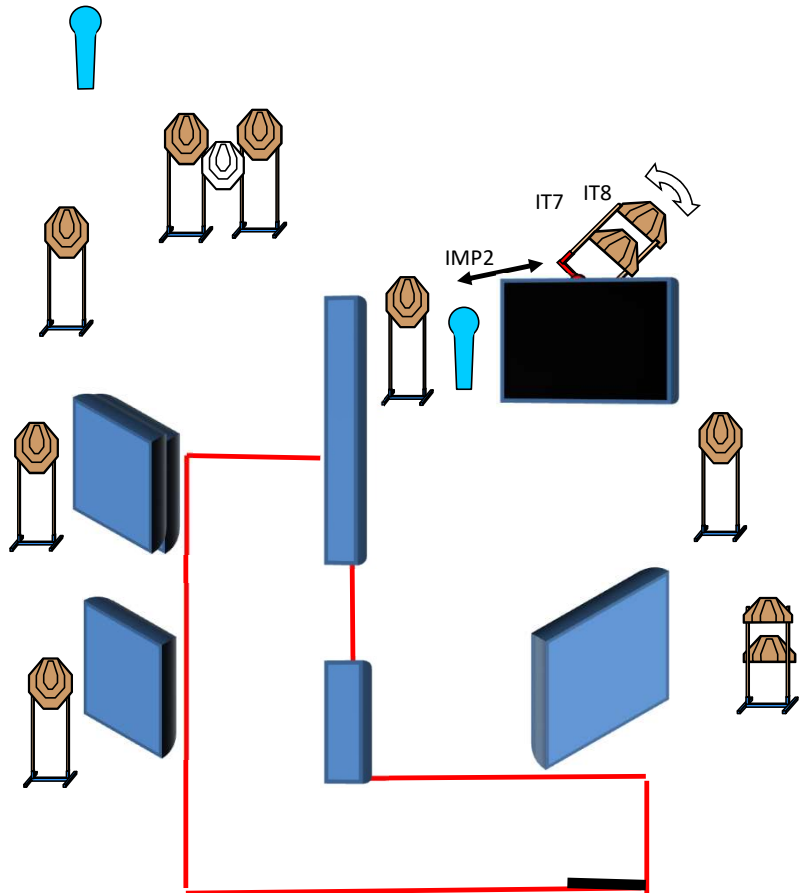
Type:	Long Course	Targets:	
Rounds to be scored:	32	IPSC Targets	14
Maximum Points:	160	IPSC Poppers	0
Time Starts:	Audible Signal	IPSC Plates	2
		No-Shoots	2
Start Position:	Anywhere in the shooting area		
Handgun Ready Condition:	Loaded and holster		
Procedure:	After start signal engage all the targets		
Design Notes:	IPL1 activates target IT5 and IT6. All moving targets are visible at the end of their movement		
Briefing Notes:	Safety angles::±90°Azimuth, frontback stop vertically. Scoring will be taken by shooting. You can have a delegate to check the points.		

Stage 2



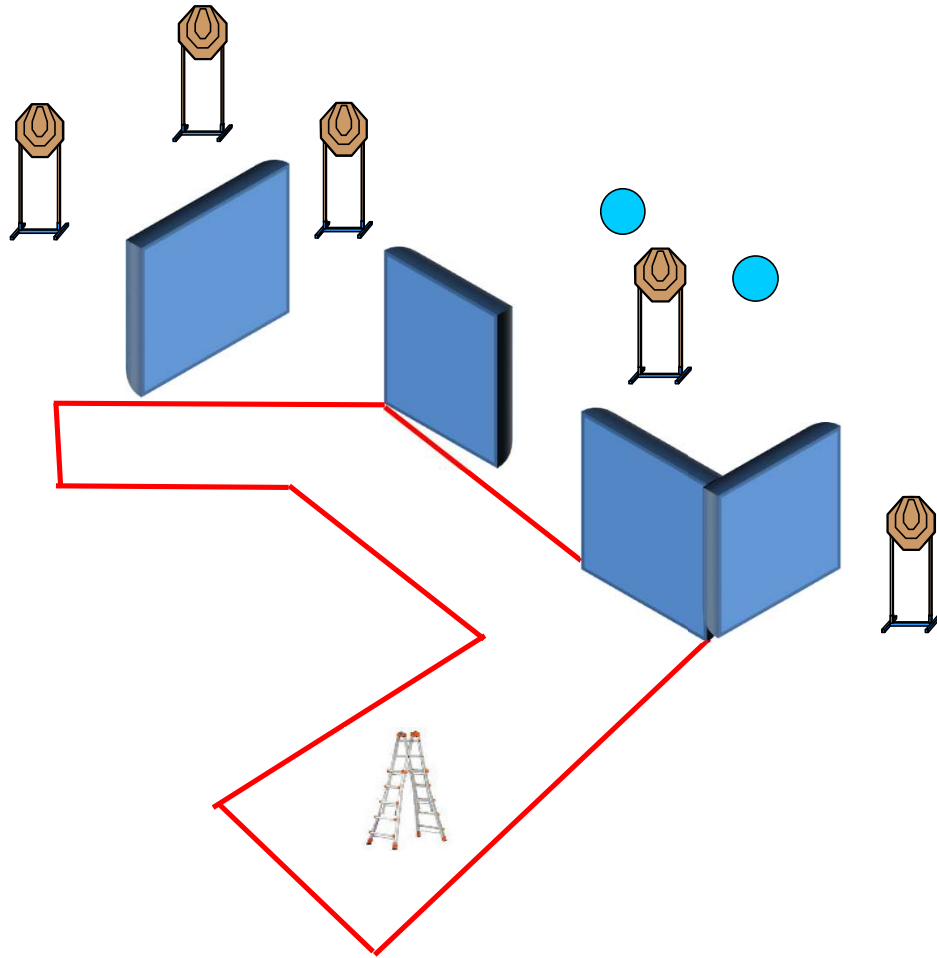
<p>Type: Short Course</p> <p>Rounds to be scored: 12</p> <p>Maximum Points: 60</p> <p>Time Starts: Audible Signal</p>	<p>Targets:</p> <table border="0"> <tr> <td>IPSC Targets</td> <td style="text-align: center;">5</td> <td>IPSC Mini Targets</td> <td style="text-align: center;">0</td> </tr> <tr> <td>IPSC Poppers</td> <td style="text-align: center;">0</td> <td>IPSC Mini Poppers</td> <td style="text-align: center;">2</td> </tr> <tr> <td>IPSC Plates</td> <td style="text-align: center;">0</td> <td></td> <td></td> </tr> <tr> <td>No-Shoots</td> <td style="text-align: center;">0</td> <td></td> <td></td> </tr> </table>	IPSC Targets	5	IPSC Mini Targets	0	IPSC Poppers	0	IPSC Mini Poppers	2	IPSC Plates	0			No-Shoots	0		
IPSC Targets	5	IPSC Mini Targets	0														
IPSC Poppers	0	IPSC Mini Poppers	2														
IPSC Plates	0																
No-Shoots	0																
Start Position:	Toes touching the marks as demonstrated																
Handgun Ready Condition:	Loaded and holster																
Procedure	After start signal engage all the targets																
Design Notes:	IMP1 activates target IT2. All moving targets are visible at the end of their movement																
Briefing Notes:	Safety angles::±90°Azimuth, frontback stop vertically. Scoring will be taken by shooting. You can have a delegate to check the points.																

Stage 3



Type: Medium Course Rounds to be scored: 24 Maximum Points: 120 Time Starts: Audible Signal	Targets: IPSC Targets 11 IPSC Poppers 0 IPSC Plates 0 No-Shoots 1 IPSC Mini Targets 0 IPSC Mini Poppers 2
Start Position:	Heels touching the marks as demonstrated
Handgun Ready Condition:	Loaded and holster
Procedure:	After start signal engage all the targets
Design Notes:	IMP2 activates target IT7 and IT8. All moving targets are visible at the end of their movement
Briefing Notes:	Safety angles::±90°Azimuth, frontback stop vertically. Scoring will be taken by shooting. You can have a delegate to check the points.

Stage 4



Type: Short Course
Rounds to be scored: 12
Maximum Points: 60
Time Starts: Audible Signal

Targets:

IPSC Targets	5	IPSC Mini Targets	0
IPSC Poppers	0	IPSC Mini Poppers	0
IPSC Plates	2		
No-Shoots	0		

Start Position: One foot on the ladder as demonstrated

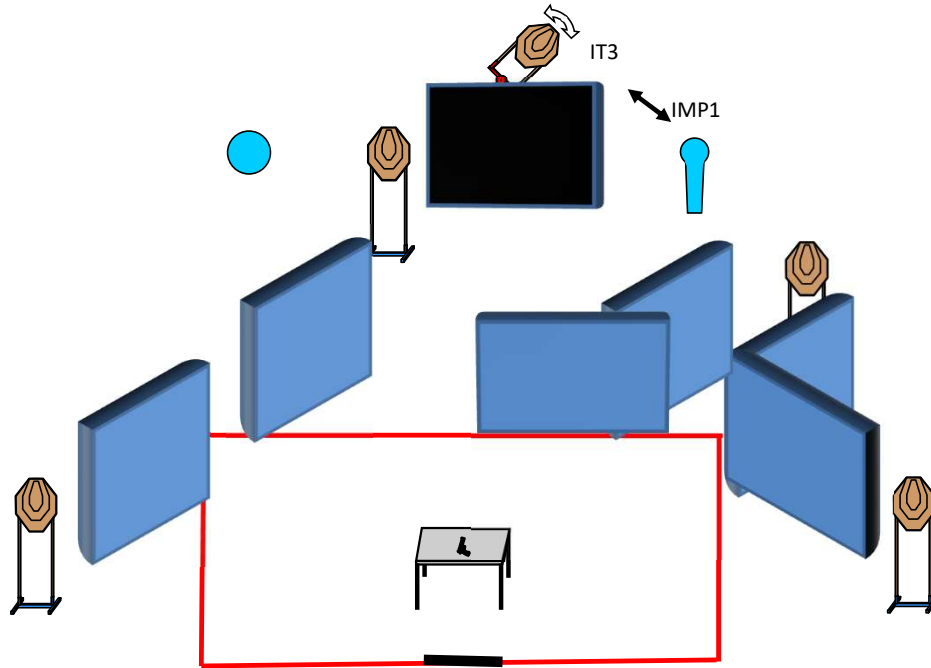
Handgun Ready Condition: Chamber and magwell empty in holster

Procedure: After start signal engage all the targets **only with the strong hand**

Design Notes:

Briefing Notes: Safety angles::±90°Azimuth, frontback stop vertically. Scoring will be taken by shooting. You can have a delegate to check the points.

Stage 5



Type: Short Course
Rounds to be scored: 12
Maximum Points: 60
Time Starts: Audible Signal

Targets:			
IPSC Targets	5	IPSC Mini Targets	0
IPSC Poppers	0	IPSC Mini Poppers	1
IPSC Plates	1		
No-Shoots	0		

Start Position: Heels touching the marks as demonstrated

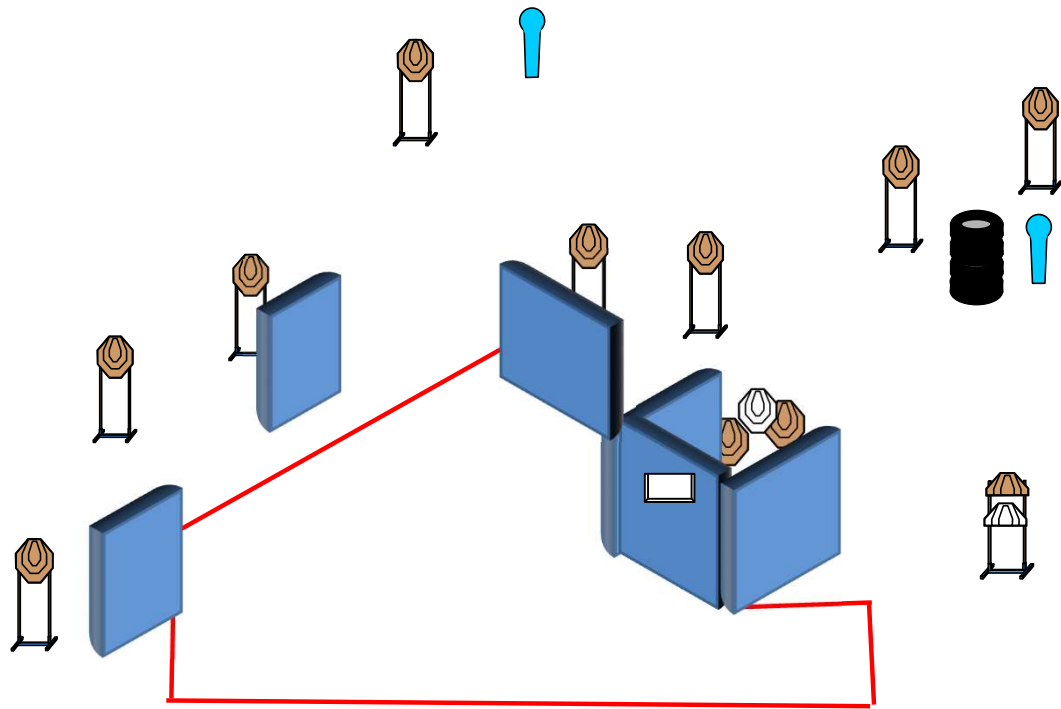
Handgun Ready Condition: Loaded and put on the table as demonstrated

Procedure: After start signal engage all the targets

Design Notes: IMP1 activates target IT3. All moving targets are visible at the end of their movement

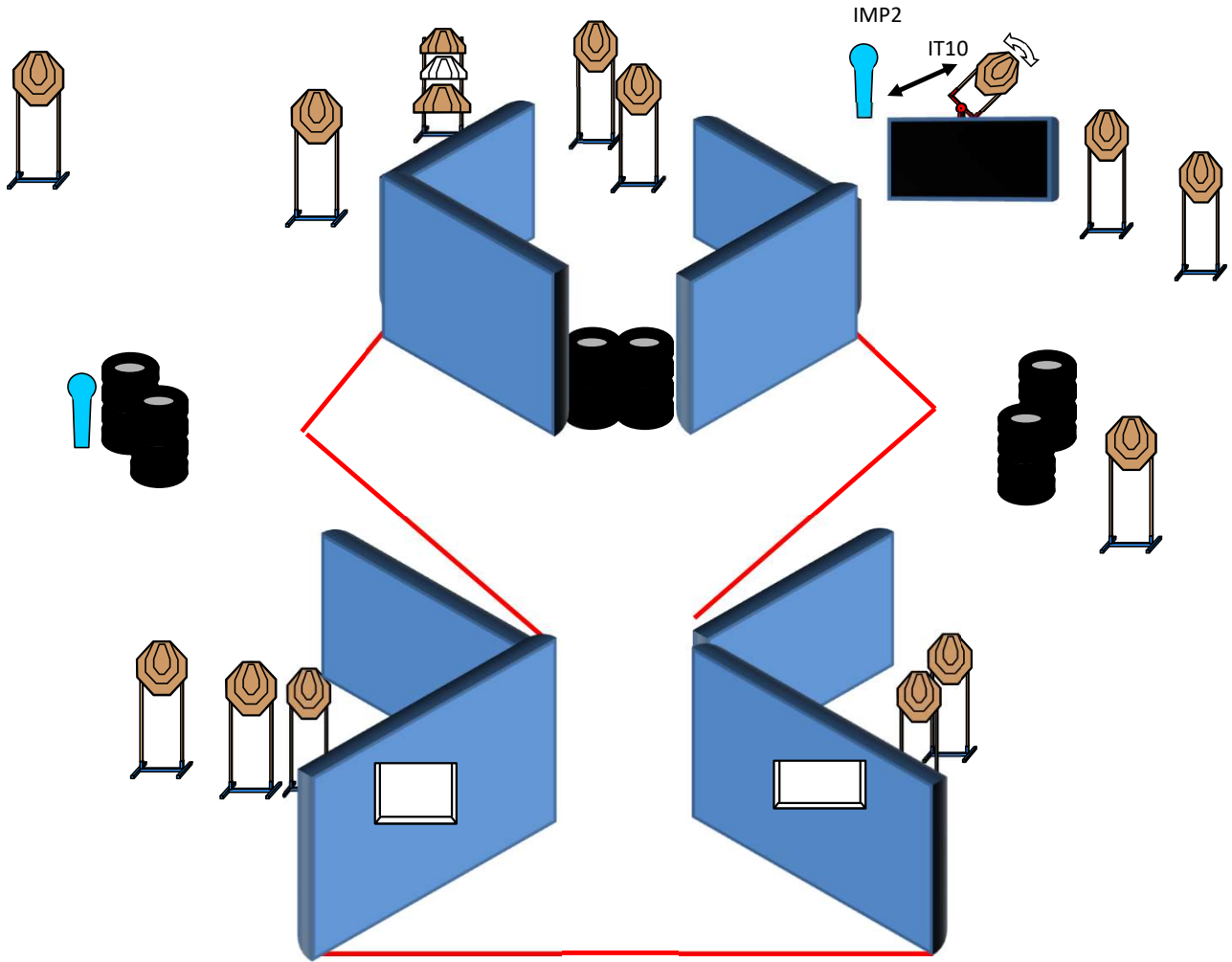
Briefing Notes: Safety angles::±90°Azimuth, frontback stop vertically. Scoring will be taken by shooting. You can have a delegate to check the points.

Stage 6



Type:	Medium Course	Targets:	
Rounds to be scored:	24	IPSC Targets	11
Maximum Points:	120	IPSC Poppers	0
Time Starts:	Audible Signal	IPSC Plates	0
		No-Shoots	2
Start Position:	Anywhere in the shooting area		
Handgun Ready Condition:	Loaded and holster		
Procedure:	After start signal engage all the targets		
Design Notes:			
Briefing Notes:	Safety angles::±90°Azimuth, frontback stop vertically. Scoring will be taken by shooting. You can have a delegate to check the points.		

Stage 7



Type: Long Course

Rounds to be scored: 32

Maximum Points: 160

Time Starts: Audible Signal

Targets:

IPSC Targets	15	IPSC Mini Targets	0
IPSC Poppers	0	IPSC Mini Poppers	2
IPSC Plates	0		
No-Shoots	1		

Start Position: Anywhere in the shooting area

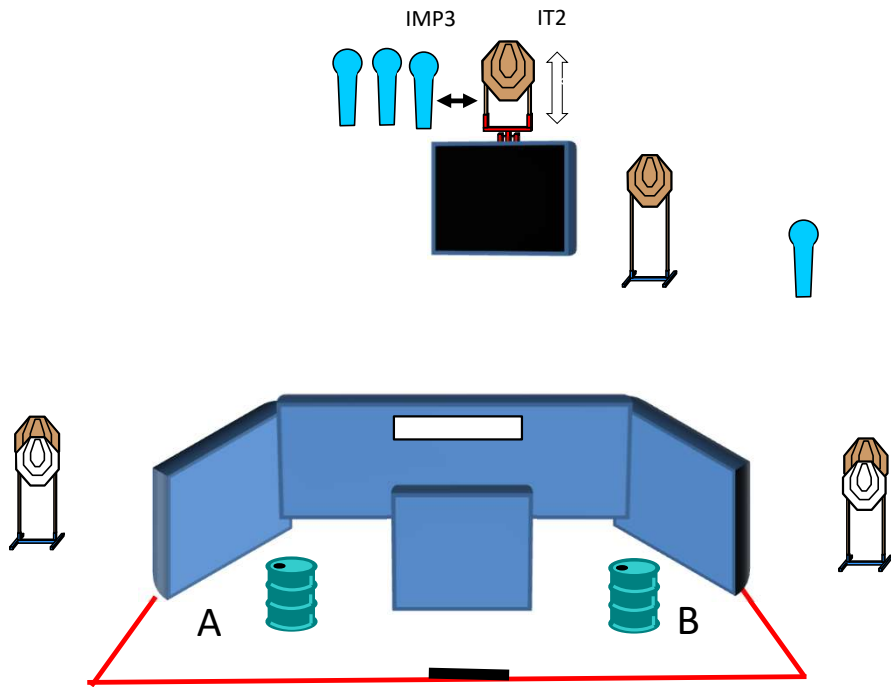
Handgun Ready Condition: Loaded and holster

Procedure: After start signal engage all the targets

Design Notes: IMP2 activates target IT10. All moving targets are visible at the end of their movement

Briefing Notes: Safety angles: $\pm 90^\circ$ Azimuth, frontback stop vertically. Scoring will be taken by shooting. You can have a delegate to check the points.

Stage 8



Type: Short Course
Rounds to be scored: 12
Maximum Points: 60
Time Starts: Audible Signal

Targets:

IPSC Targets	4	IPSC Mini Targets	0
IPSC Poppers	0	IPSC Mini Poppers	4
IPSC Plates	0		
No-Shoots	2		

Start Position: Heels touching the marks as demonstrated

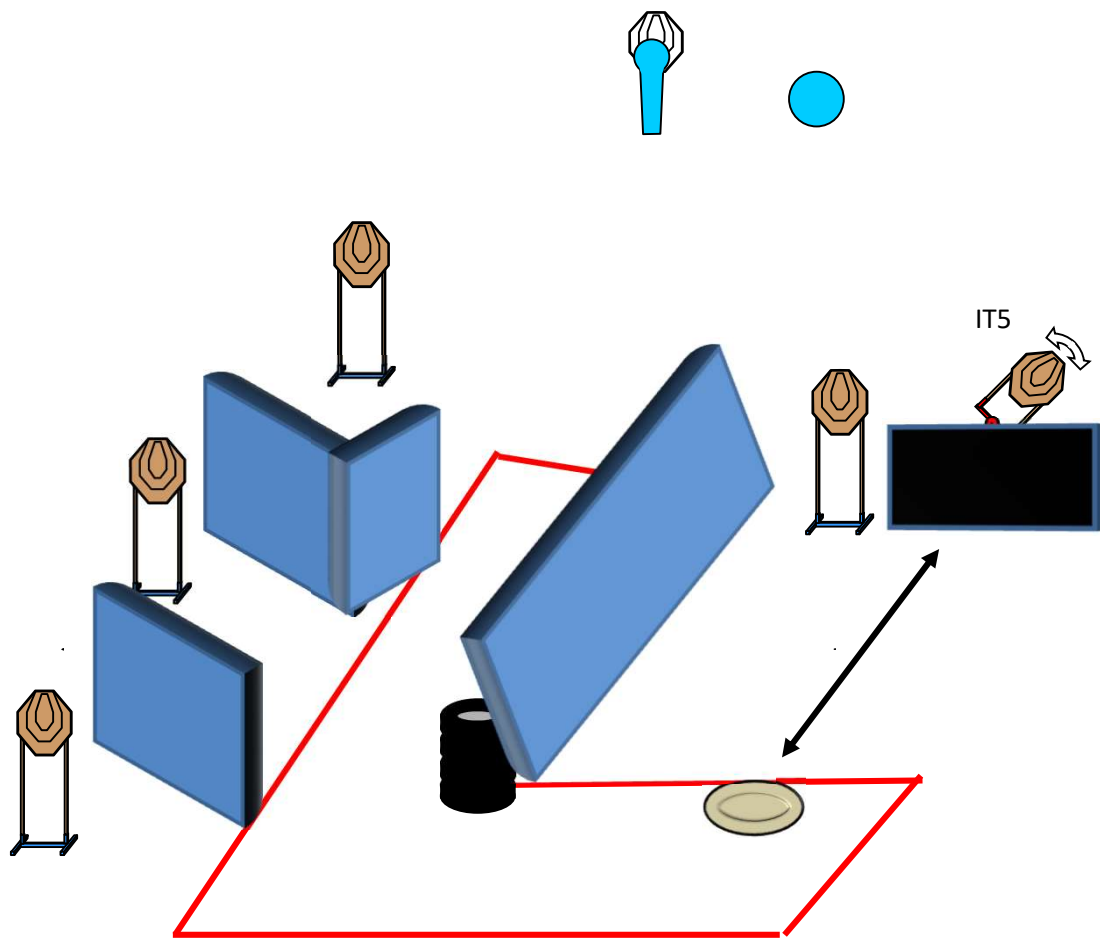
Handgun Ready Condition: Chamber and magwell empty in holster. All magazines put on bin A or B

Procedure: After start signal engage all the targets

Design Notes: IMP3 activates target IT2. All moving targets are visible at the end of their movement

Briefing Notes: Safety angles::±90°Azimuth, frontback stop vertically. Scoring will be taken by shooting. You can have a delegate to check the points.

Stage 9

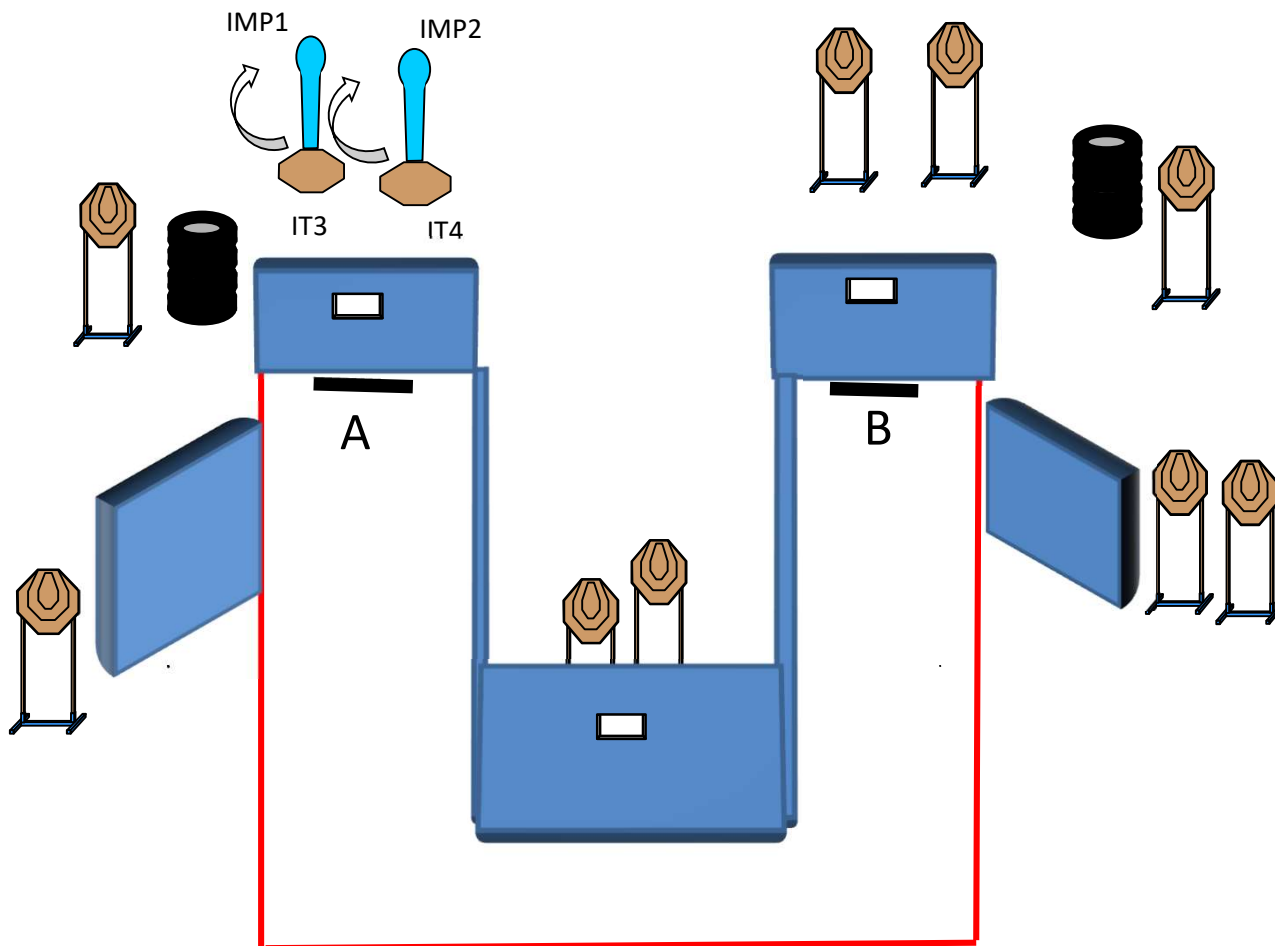


Type:	Short Course	Targets:	
Rounds to be scored:	12	IPSC Targets	5
Maximum Points:	60	IPSC Poppers	0
Time Starts:	Audible Signal	IPSC Plates	1
		No-Shoots	1
Start Position:	Anywhere in the shooting area		
Handgun Ready Condition:	Loaded and holster		
Procedure:	After start signal engage all the targets		
Design Notes:	Walk on the Platform activates target IT5. All moving targets are visible at the end of their movement		

Briefing Notes:

Safety angles:: $\pm 90^\circ$ Azimuth, frontback stop vertically. Scoring will be taken by shooting.
You can have a delegate to check the points.

Stage 10



Type:	Medium Course	Targets:			
Rounds to be scored:	24	IPSC Targets	9	IPSC Mini Targets	2
Maximum Points:	120	IPSC Poppers	0	IPSC Mini Poppers	2
Time Starts:	Audible Signal	IPSC Plates	0	No-Shoots	0

Start Position: Toes touching the marks in A or B as demonstrated

Handgun Ready Condition: Loaded and holster

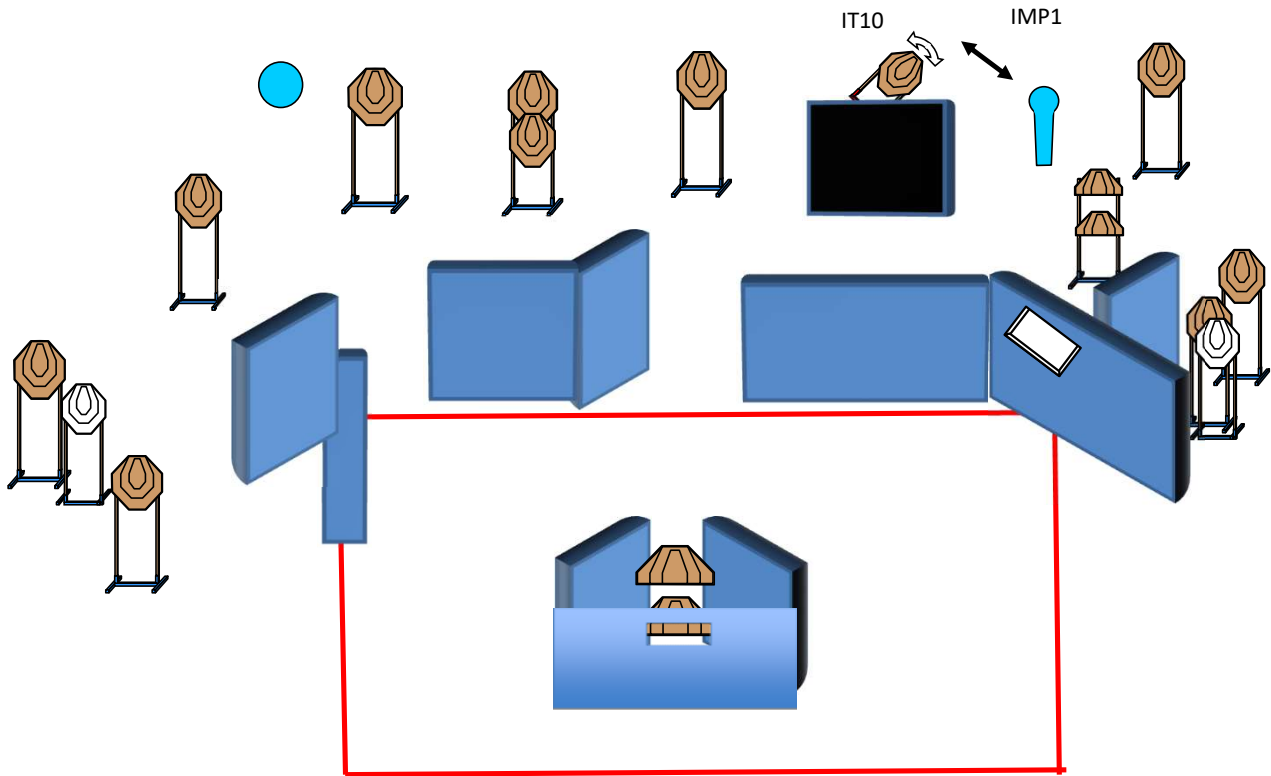
Procedure: After start signal engage all the targets

Design Notes: IMP1 and IMP2 activates target IT3 and IT4. All moving targets are visible at the end of their movement

Briefing Notes:

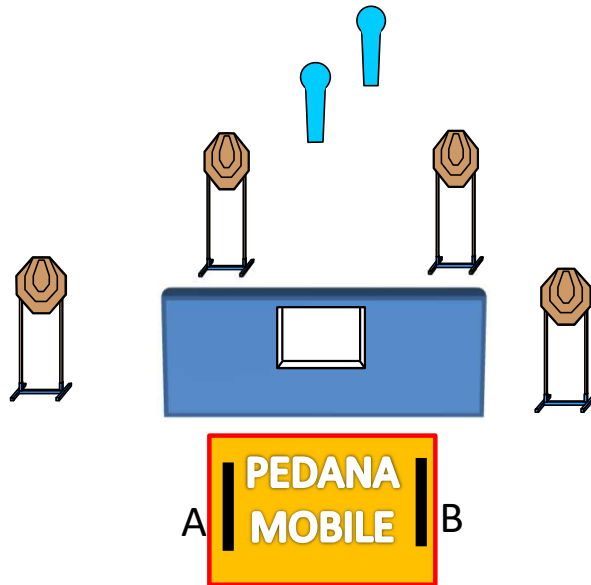
Safety angles::±90°Azimuth, frontback stop vertically. Scoring will be taken by shooting.
You can have a delegate to check the points.

Stage 11



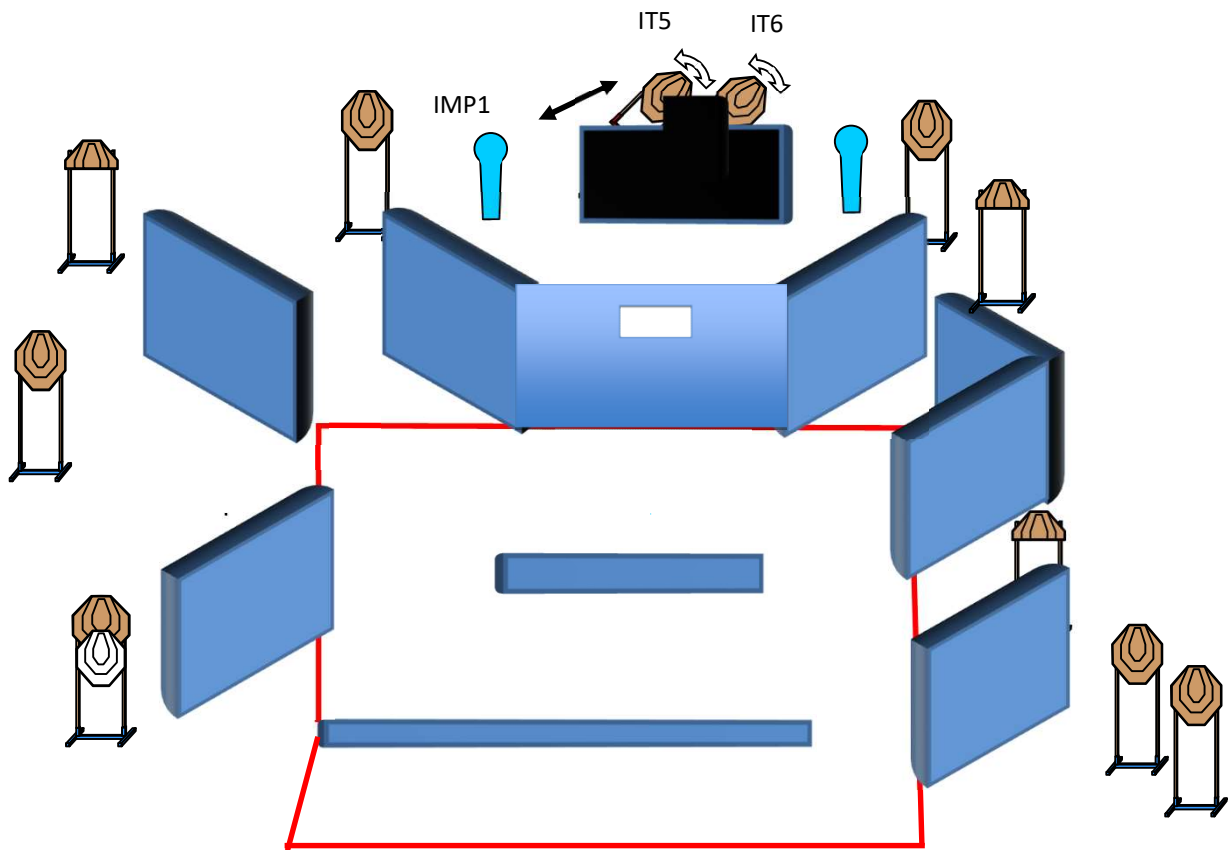
Type:	Long Course	Targets:	
Rounds to be scored:	32	IPSC Targets	15
Maximum Points:	160	IPSC Poppers	0
Time Starts:	Audible Signal	IPSC Plates	1
		No-Shoots	2
Start Position:	Anywhere in the shooting area		
Handgun Ready Condition:	Loaded and holster		
Procedure:	After start signal engage all the targets		
Design Notes:	IMP1 activates target IT10. All moving targets are visible at the end of their movement		
Briefing Notes:	Safety angles::±90°Azimuth, frontback stop vertically. Scoring will be taken by shooting. You can have a delegate to check the points.		

Stage 12



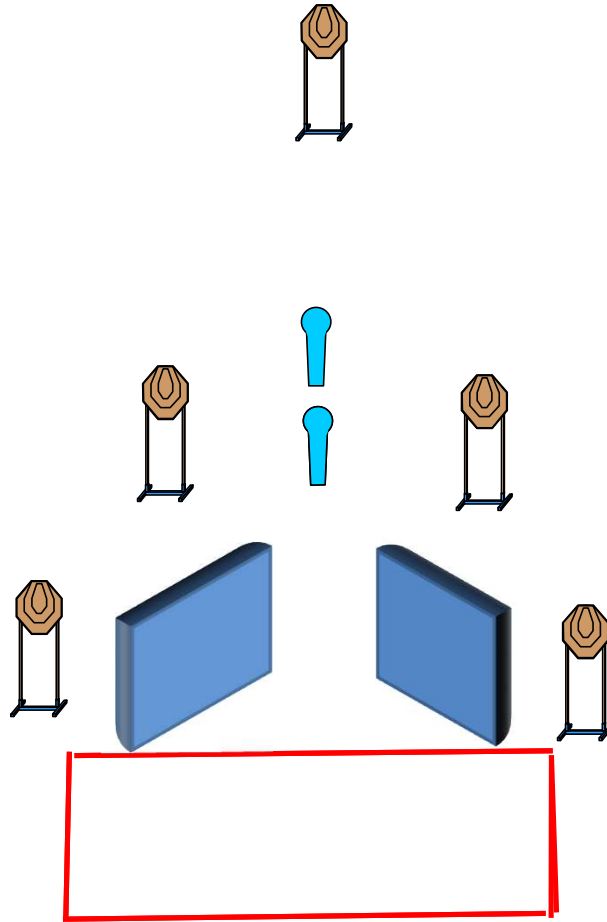
Type:	Short Course	Targets:			
Rounds to be scored:	10	IPSC Targets	4	IPSC Mini Targets	0
Maximum Points:	50	IPSC Poppers	0	IPSC Mini Poppers	2
Time Starts:	Audible Signal	IPSC Plates	0	No-Shoots	0
Start Position:	One foot touching the marks in A or B as demonstrated				
Handgun Ready Condition:	Chamber empty, magazine inserted, holstered				
Procedure:	After start signal engage all the targets				
Design Notes:					
Briefing Notes:	Safety angles::±90°Azimuth, frontback stop vertically. Scoring will be taken by shooting. You can have a delegate to check the points.				

Stage 13



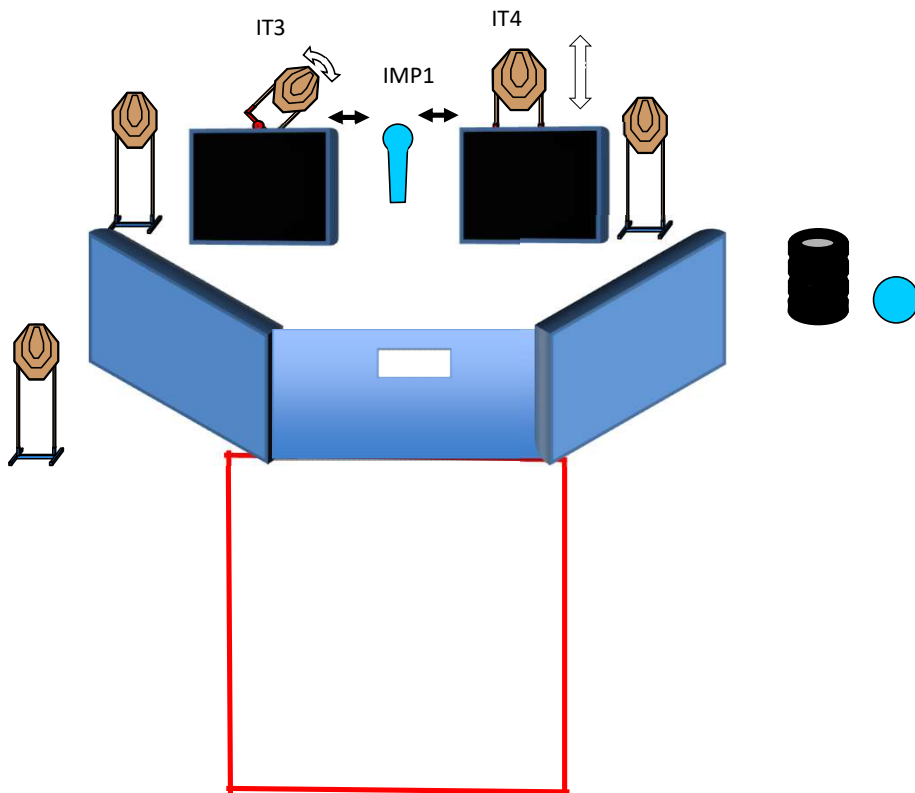
Type:	Medium Course	Targets:			
Rounds to be scored:	24	IPSC Targets	11	IPSC Mini Targets	0
Maximum Points:	120	IPSC Poppers	0	IPSC Mini Poppers	2
Time Starts:	Audible Signal	IPSC Plates	0		
		No-Shoots	1		
Start Position:	Anywhere in the shooting area				
Handgun Ready Condition:	Loaded and holster				
Procedure:	After start signal engage all the targets				
Design Notes:	IMP1 activates target IT5 and IT6. All moving targets are visible at the end of their movement				
Briefing Notes:	Safety angles::±90°Azimuth, frontback stop vertically. Scoring will be taken by shooting. You can have a delegate to check the points.				

Stage 14



Type:	Short Course	Targets:			
Rounds to be scored:	12	IPSC Targets	5	IPSC Mini Targets	0
Maximum Points:	60	IPSC Poppers	0	IPSC Mini Poppers	2
Time Starts:	Audible Signal	IPSC Plates	0		
		No-Shoots	0		
Start Position:	Anywhere in the shooting area				
Handgun Ready Condition:	Loaded and holster				
Procedure:	After start signal engage all the targets				
Design Notes:					
Briefing Notes:	Safety angles::±90°Azimuth, frontback stop vertically. Scoring will be taken by shooting. You can have a delegate to check the points.				

Stage 15



Type: Short Course

Rounds to be scored: 12

Maximum Points: 60

Time Starts: Audible Signal

Targets:

IPSC Targets	5	IPSC Mini Targets	0
IPSC Poppers	0	IPSC Mini Poppers	1
IPSC Plates	1		
No-Shoots	0		

Start Position: Anywhere in the shooting area

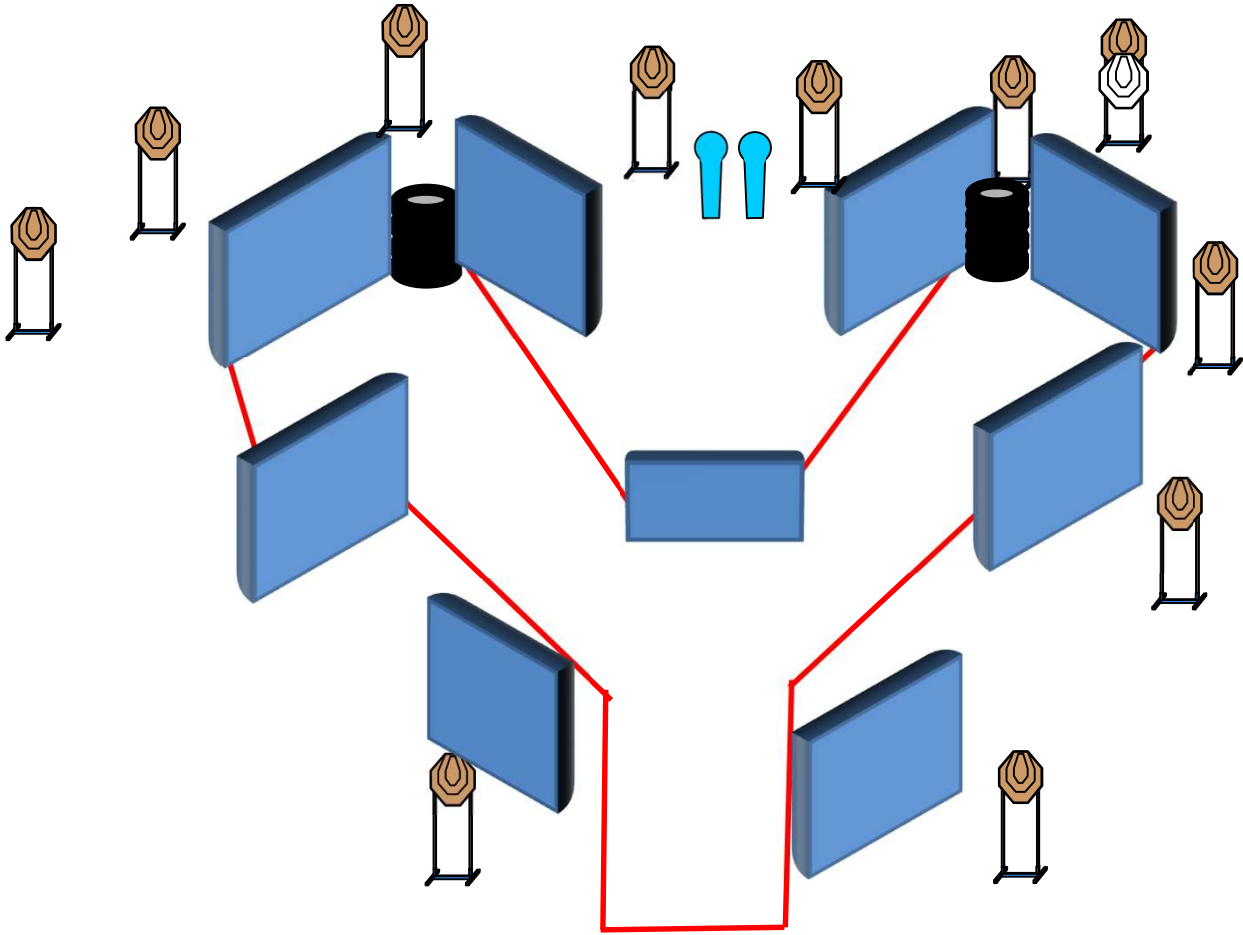
Handgun Ready Condition: Loaded and holster

Procedure: After start signal engage all the targets

Design Notes: IMP1 activates target IT3 and IT4. All moving targets are visible at the end of their movement

Briefing Notes: Safety angles::±90°Azimuth, frontback stop vertically. Scoring will be taken by shooting. You can have a delegate to check the points.

Stage 16



Type:	Medium Course	Targets:			
Rounds to be scored:	24	IPSC Targets	11	IPSC Mini Targets	0
Maximum Points:	120	IPSC Poppers	2	IPSC Mini Poppers	0
Time Starts:	Audible Signal	IPSC Plates	0		
		No-Shoots	1		

Start Position: Anywhere in the shooting area

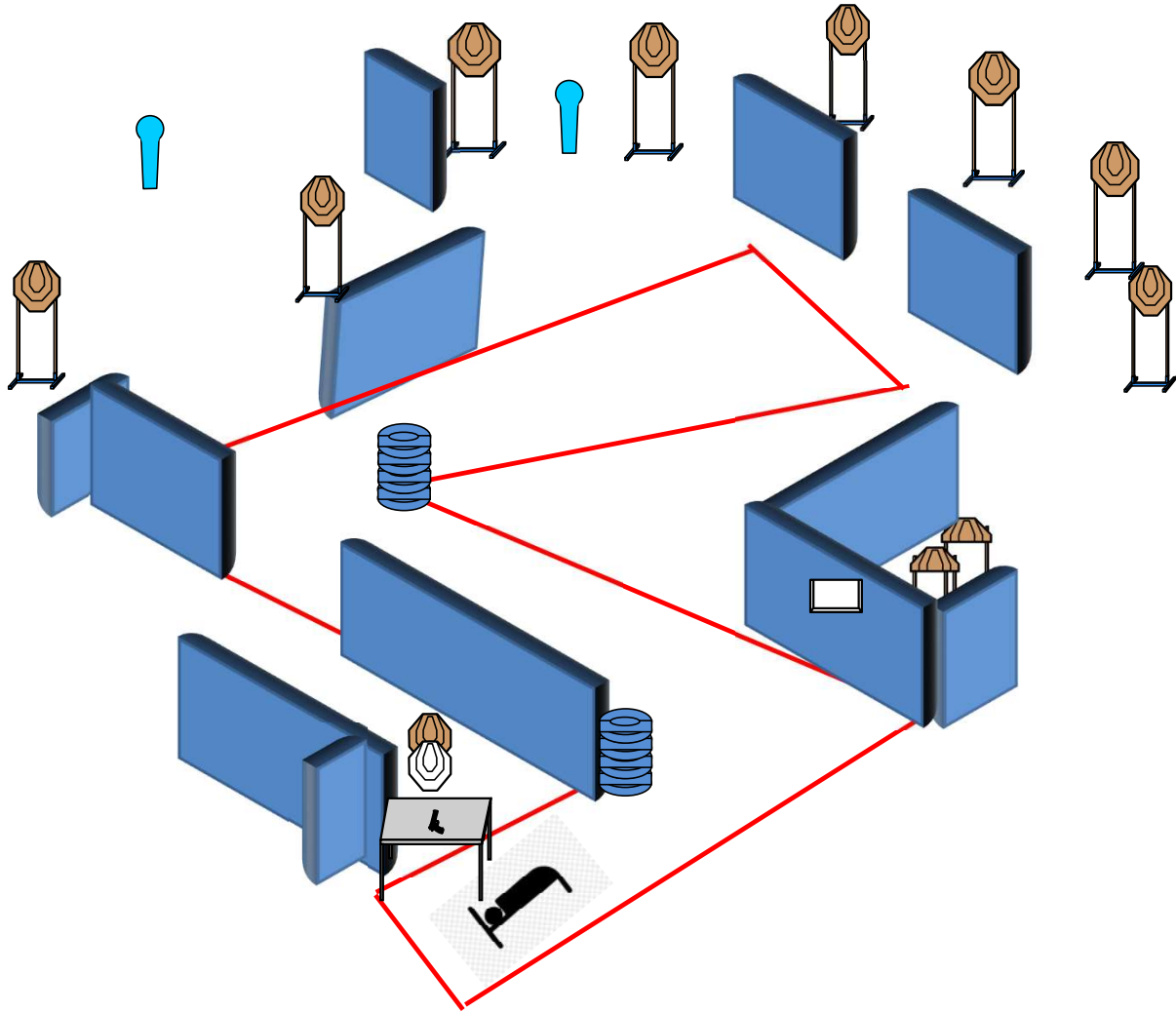
Handgun Ready Condition: Loaded and holster

Procedure: After start signal engage all the targets

Design Notes:

Briefing Notes: Safety angles::±90°Azimuth, frontback stop vertically. Scoring will be taken by shooting. You can have a delegate to check the points.

Stage 17



Type: Medium Course

Rounds to be scored: 24

Maximum Points: 120

Time Starts: Audible Signal

Targets:

IPSC Targets 11 IPSC Mini Targets 0

IPSC Poppers 0 IPSC Mini Poppers 2

IPSC Plates 0

No-Shoots 1

Start Position: Lying on the bed with your back supported and arms on your legs as demonstrated

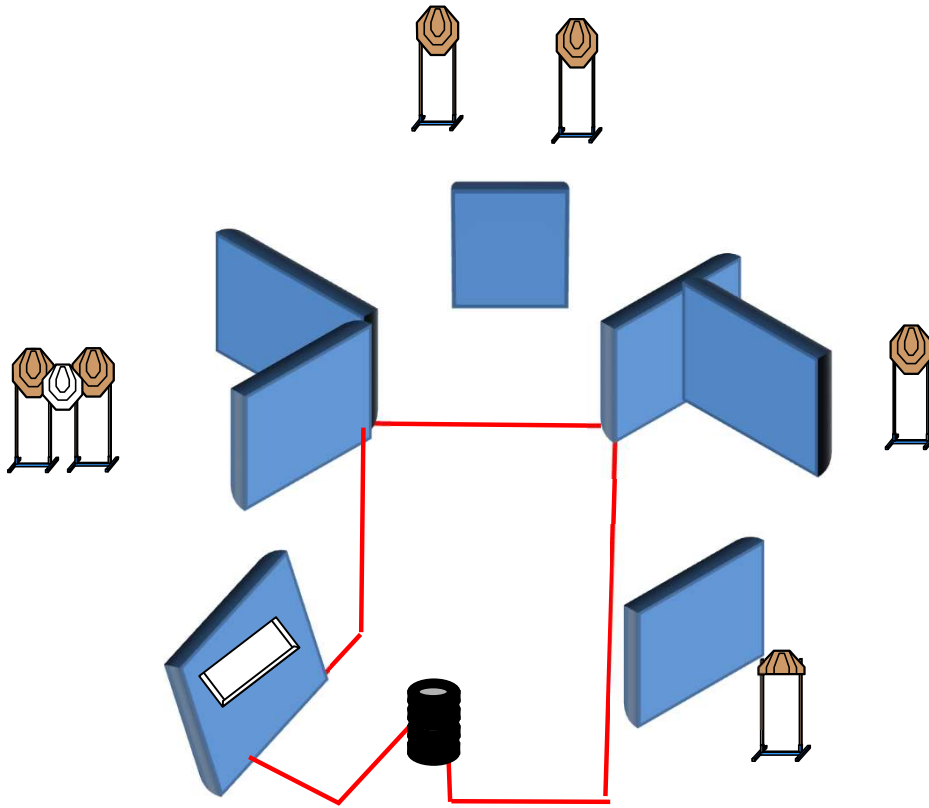
Handgun Ready Condition: Loaded and put on the table as demonstrated

Procedure: After start signal engage all the targets

Design Notes:

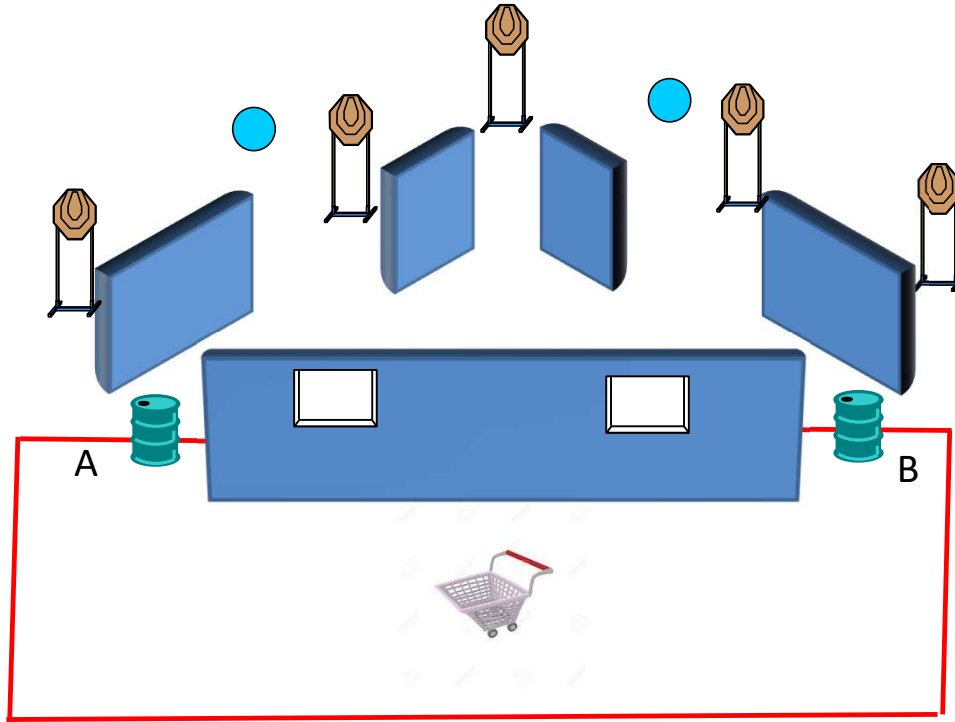
Briefing Notes: Safety angles::±90°Azimuth, frontback stop vertically. Scoring will be taken by shooting. You can have a delegate to check the points.

Stage 18



Type:	Short Course	Targets:	
Rounds to be scored:	12	IPSC Targets	6
Maximum Points:	60	IPSC Poppers	0
Time Starts:	Audible Signal	IPSC Plates	0
		No-Shoots	1
		IPSC Mini Targets	0
		IPSC Mini Poppers	0
Start Position:	Anywhere in the shooting area		
Handgun Ready Condition:	Loaded and holster		
Procedure:	After start signal engage all the targets		
Design Notes:			
Briefing Notes:	Safety angles::±90°Azimuth, frontback stop vertically. Scoring will be taken by shooting. You can have a delegate to check the points.		

Stage 19



Type:	Short Course	Targets:			
Rounds to be scored:	12	IPSC Targets	5	IPSC Mini Targets	0
Maximum Points:	60	IPSC Poppers	0	IPSC Mini Poppers	0
Time Starts:	Audible Signal	IPSC Plates	2		
		No-Shoots	0		

Start Position: Hands holding the trolley as demonstrated

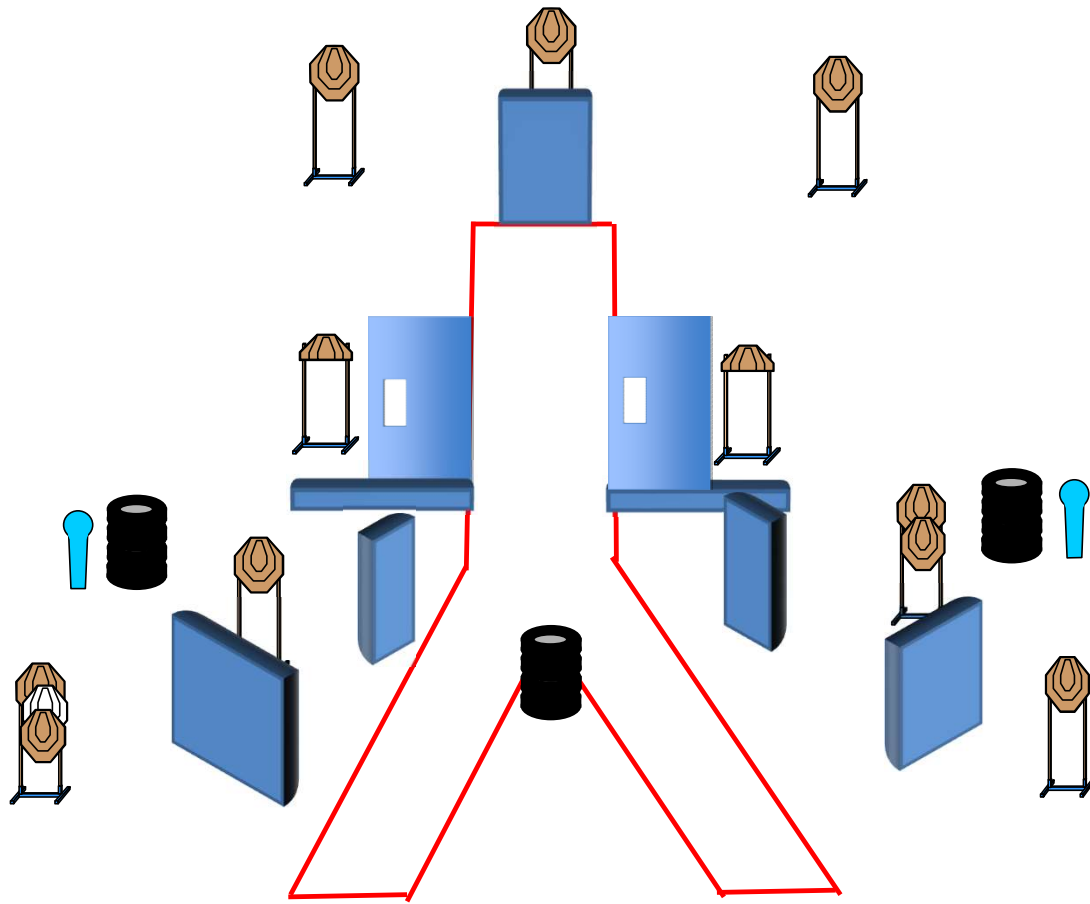
Handgun Ready Condition: Chamber empty, magazine inserted, put on bin A or B

Procedure: After start signal engage all the targets

Design Notes:

Briefing Notes: Safety angles::±90°Azimuth, frontback stop vertically. Scoring will be taken by shooting. You can have a delegate to check the points.

Stage 20



Type: Medium Course

Rounds to be scored: 24

Maximum Points: 120

Time Starts: Audible Signal

Targets:

IPSC Targets 11 IPSC Mini Targets 0

IPSC Poppers 0 IPSC Mini Poppers 2

IPSC Plates 0

No-Shoots 1

Start Position: Anywhere in the shooting area

Handgun Ready Condition: Loaded and holster

Procedure: After start signal engage all the targets

Design Notes:

Briefing Notes: Safety angles::±90°Azimuth, frontback stop vertically. Scoring will be taken by shooting. You can have a delegate to check the points.