



DISCIPLINA SPORTIVA  
ASSOCIATA RICONOSCIUTA  
DAL CONI

# NATIONAL FEDERALE 2024

May 30-31 June 01-02

Magione (PG)

IPSC LEVEL III - HandGun

12 STAGES – 232 Rounds – 1160 POINTS

MATCH DIRECTOR Stefano Iacomini





# INFO MATCH

---

Match Director: **Stefano Iacomini**

Mobile: **+39 335 6674333**

E-mail: **Stefano.iacomini@fitdts.it**

Registrations: **Online Match Registration at:  
<https://mare2.fitds.it/front/match/details/1353>**

Rules: **FITDS-IPSC Rulebook Last Edition**

Rankings: **Open, Standard, Production, Classic, Revolver, Production Optics, PCC**

Awards: **As defined by Regolamento Sportivo FITDS 2024**

Ammunition: **Free all types of ammunition by the shooter**

Food and Drinks: **At the range there are a restaurant and a refreshment stand**

Turns: **Thursday-Friday – Saturday - Sunday**

Timing: **Briefing: Thursday-Friday – Saturday 08:00 AM; start 08:30 AM  
Sunday 07:30 AM; start 08:00 AM**

Range Master: **Sergio Fontanelli**

Range Officer: **By S.A.F.R.O.**

**All shooters must be in good standing with permits to carry and use their weapons and ammunition. The organization disclaims any responsibility for non-compliance with the regulations of the Law in force. Compliance with the Regulations in force regarding clothing and accessory requirements is reminded.**

---



# HOTELS

<u>HOTELS</u>
CASA VACANZE "LA MOROSA" via IV Novembre loc.Castel Rigone Passignano ST - 075845330
AGRITURISMO "CASALE IL PICCHIO" Case sparse,58 Magione-075/841595
AGRIT. "LA CASA DI CAMPAGNA"loc.casenuove,57 Magione - 335/7536326
AGRIT:"VILLA RANCIO" loc.Caliccione Passignano s.T. - 075/845270
HOTEL CANTALODOLE st.G.Leopardi,3 Magione 075/8472746
HOTEL "LE ROCCIE Via Boschi Del Quarto 24, 06063 Magione PG-075 840 9326
VILLAGGIO ALBERGO "IL GABBIANO" Via Perugina, 67, Passignano ST 075 827788



# SPONSOR

 **FIOCCHI**

 **Benelli**

*Bignami*  
dal 1939



 **BREDA**

**GH****OST**

**TANFOGLIO**

**3GUN**  
ARMERIA

 **BERETTA**

Arsenal  Firearms



**AF** ARMERIA  
*fracassi*  
via vigentina 170/F - 27100 Pavia  
tel: +39 0382 22364 e-mail: ordini@fracassarmeria.it

**DECIMA**  
DIVISIONE  BALISTICA

 **X-RAY** parts.it  
shooting accessories and tactical equipment

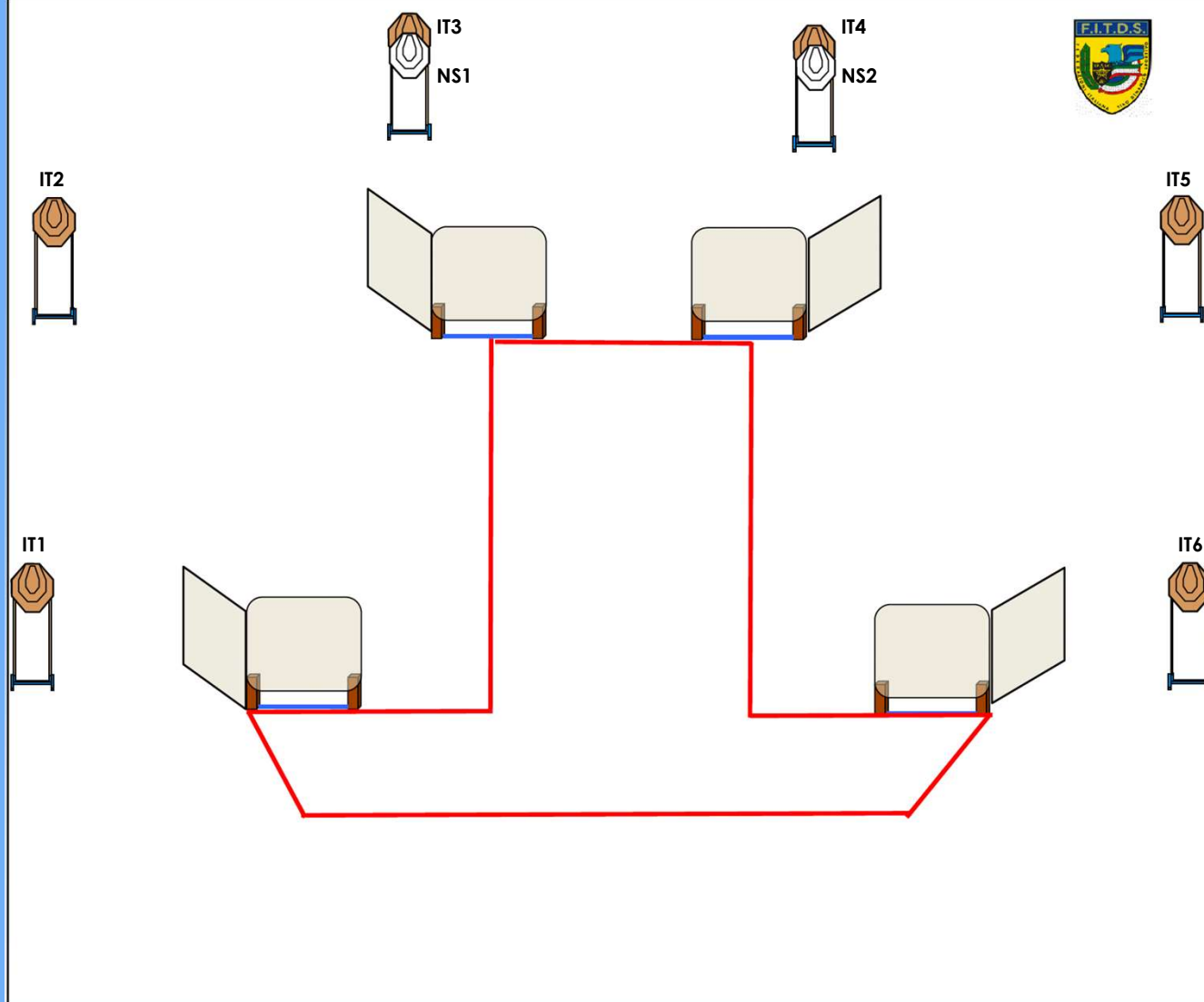
**Toni system**  
COMPONENTS

*Paganini*



# MATCH PROFILE

STAGE	EXERCISE TYPE	IPSC TARGETS	IPSC MINI TARGETS	IPSC POPPERS	IPSC MINI POPPERS	PLATES	NO-SHOOTS	ROUNDS	MAX POINTS	STAGE %
1	SHORT COURSE	6					2	12	60	5,08%
2	LONG COURSE	14			4		2	32	160	13,56%
3	SHORT COURSE	5			2			12	60	5,08%
4	MEDIUM COURSE	11			2			24	120	10,17%
5	SHORT COURSE	4			2	2		12	60	5,08%
6	Medium COURSE	11			2		2	24	120	10,17%
7	LONG COURSE	16					2	32	160	13,56%
8	SHORT COURSE	4			2	2		12	60	5,08%
9	MEDIUM COURSE	10			4		2	24	120	10,17%
10	MEDIUM COURSE	12						24	120	10,17%
11	SHORT COURSE	9			3			12	60	5,08%
12	SHORT COURSE	4				4		12	60	5,08%
TOTALI		106			21	8	10	232	1160	



Type:	Short Course	Targets:			
Round to be scored:		12	IPSC Targets	6	IPSC Mini Targets
Maximum Points:		60	IPSC Poppers		IPSC Mini Poppers
			IPSC Metal Plates		
Time Start:	Audible Signal	No-Shoots	2		

Start Position: **Anywhere in the shooting area**

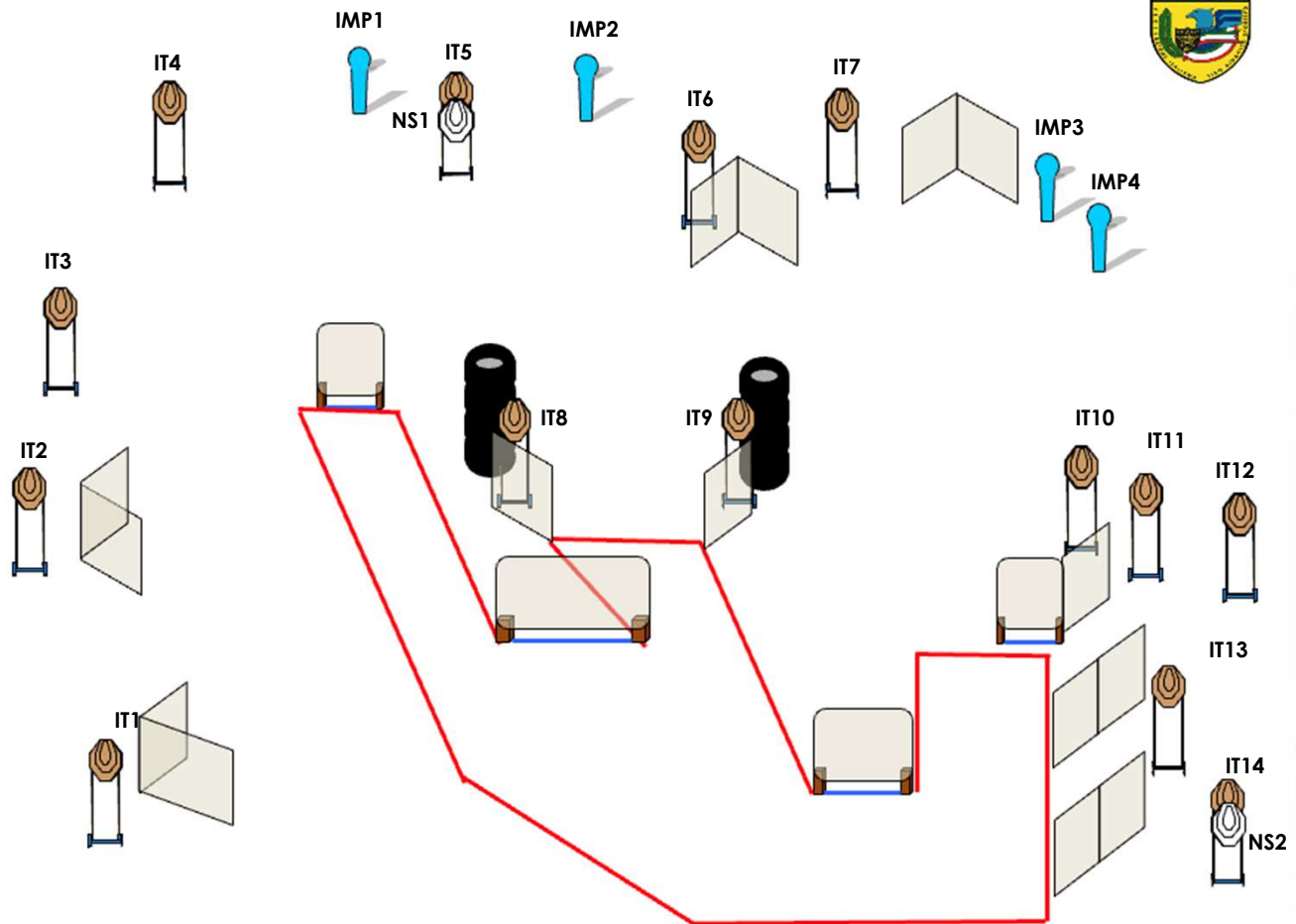
Handgun Ready  
Condition:

Procedure: **Upon start signal engage the targets**

Design Notes:

Briefing Notes:

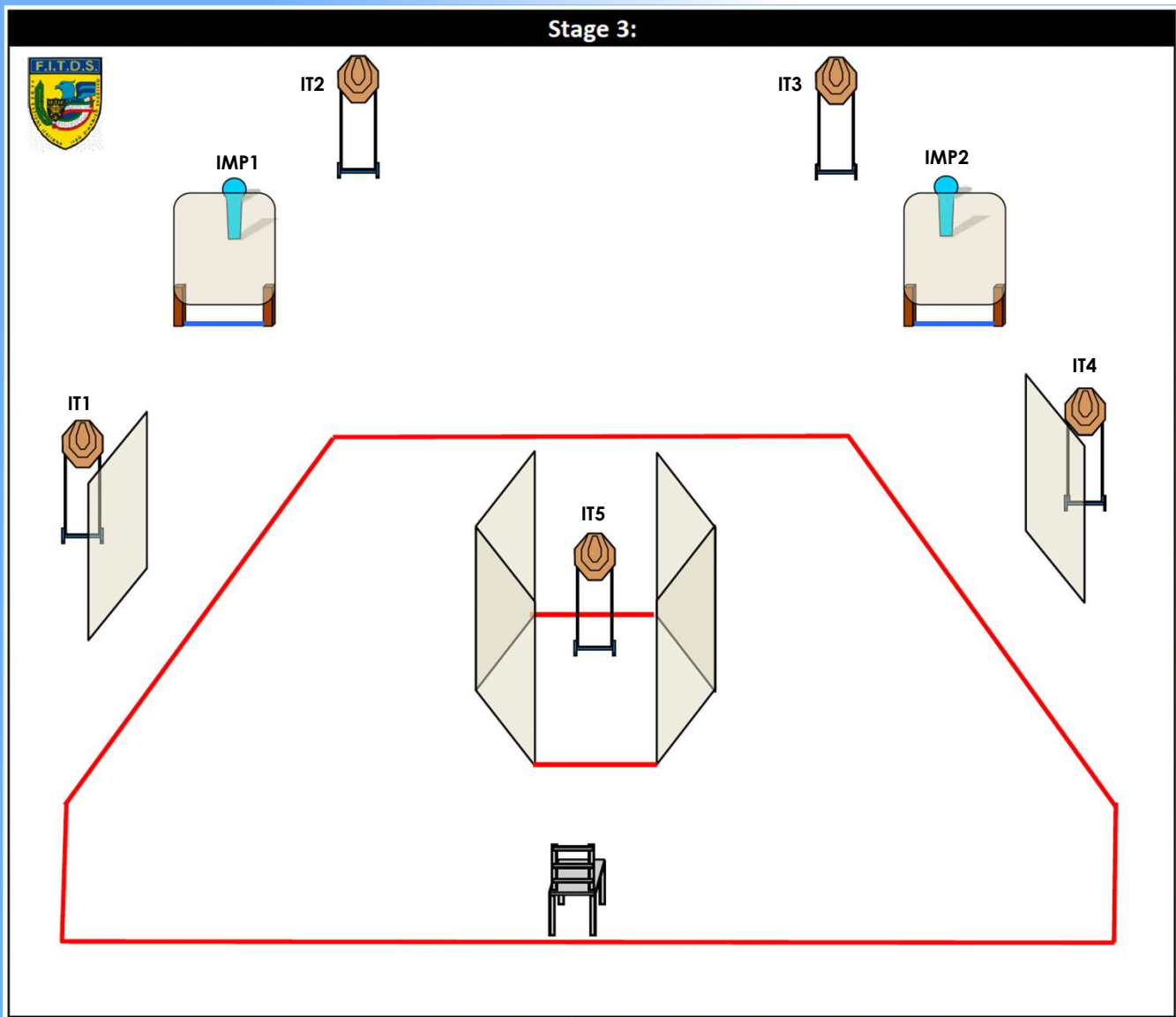
**The safety angles are 90° lateral and the backstops vertically. Structures are hard cover. The score will be counted during the execution of the exercise; Shooter may delegate other shooter to verify the score counting.**



The safety angles are 90° lateral and the backstops vertically. Structures are hard cover. The score will be counted during the execution of the exercise; Shooter may delegate other shooter to verify the score counting.



# STAGE 3



Type:	Short Course	Targets:		
Round to be scored:	12	IPSC Targets	5	IPSC Mini Targets
Maximum Points:	60	IPSC Poppers		IPSC Mini Poppers 2
		IPSC Metal Plates		
Time Start:	Audible Signal	No-Shoots		

Start Position: **Sitting in the chair as shown**

Handgun Ready Condition: **Chamber and magwell empty holstered.**

Procedure: **Upon start signal engage the targets**

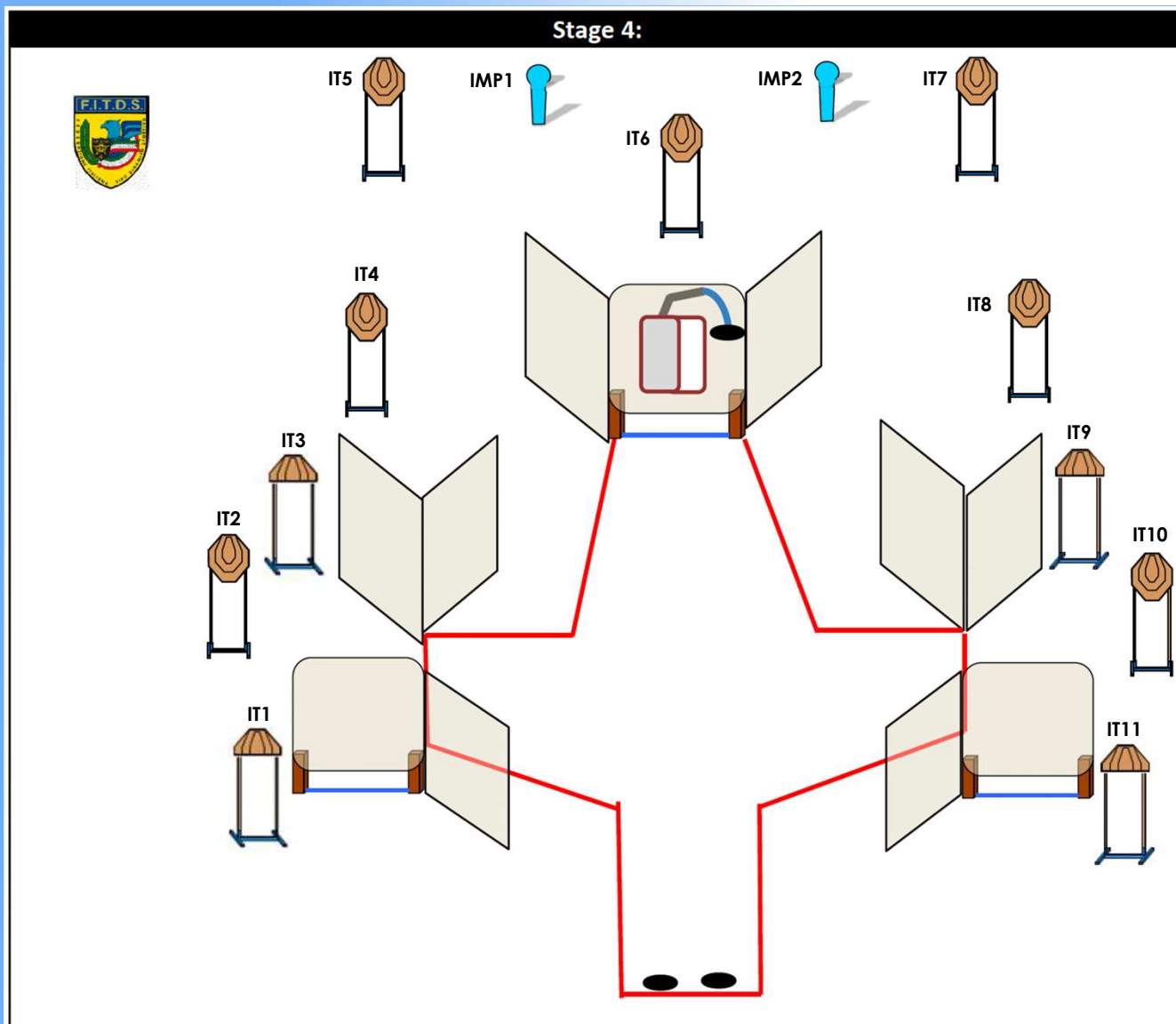
Design Notes:

Briefing Notes:

**The safety angles are 90° lateral and the backstops vertically. Structures are hard cover. The score will be counted during the execution of the exercise; Shooter may delegate other shooter to verify the score counting.**



# STAGE 4



Type:	Medium Course	Targets:		
Round to be scored:	24	IPSC Targets	11	IPSC Mini Targets
Maximum Points:	120	IPSC Poppers		IPSC Mini Poppers
		IPSC Metal Plates		2
Time Start:	Audible Signal	No-Shoots		

Start Position: Heels touching the marks as shown

Handgun Ready Condition:

Procedure: Upon start signal engage the targets

Design Notes: The window opens by pulling the handle as shown.

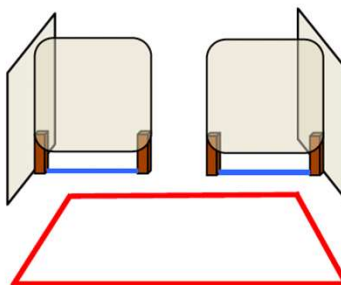
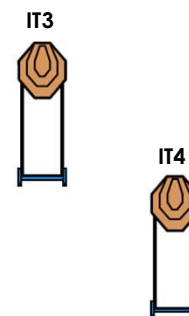
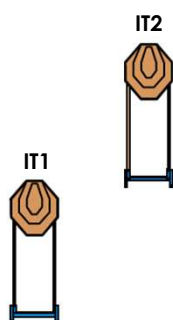
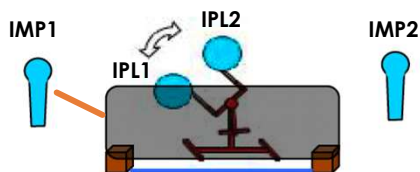
Briefing Notes:

The safety angles are 90° lateral and the backstops vertically. Structures are hard cover. The score will be counted during the execution of the exercise; Shooter may delegate other shooter to verify the score counting.



# STAGE 5

## Stage 5:



Type:	Short Course	Targets:			
Round to be scored:	12	IPSC Targets	4	IPSC Mini Targets	
Maximum Points:	60	IPSC Poppers		IPSC Mini Poppers	2
		IPSC Metal Plates	2		
Time Start:	Audible Signal	No-Shoots			

Start Position: Anywhere in the shooting area

Handgun Ready Condition:

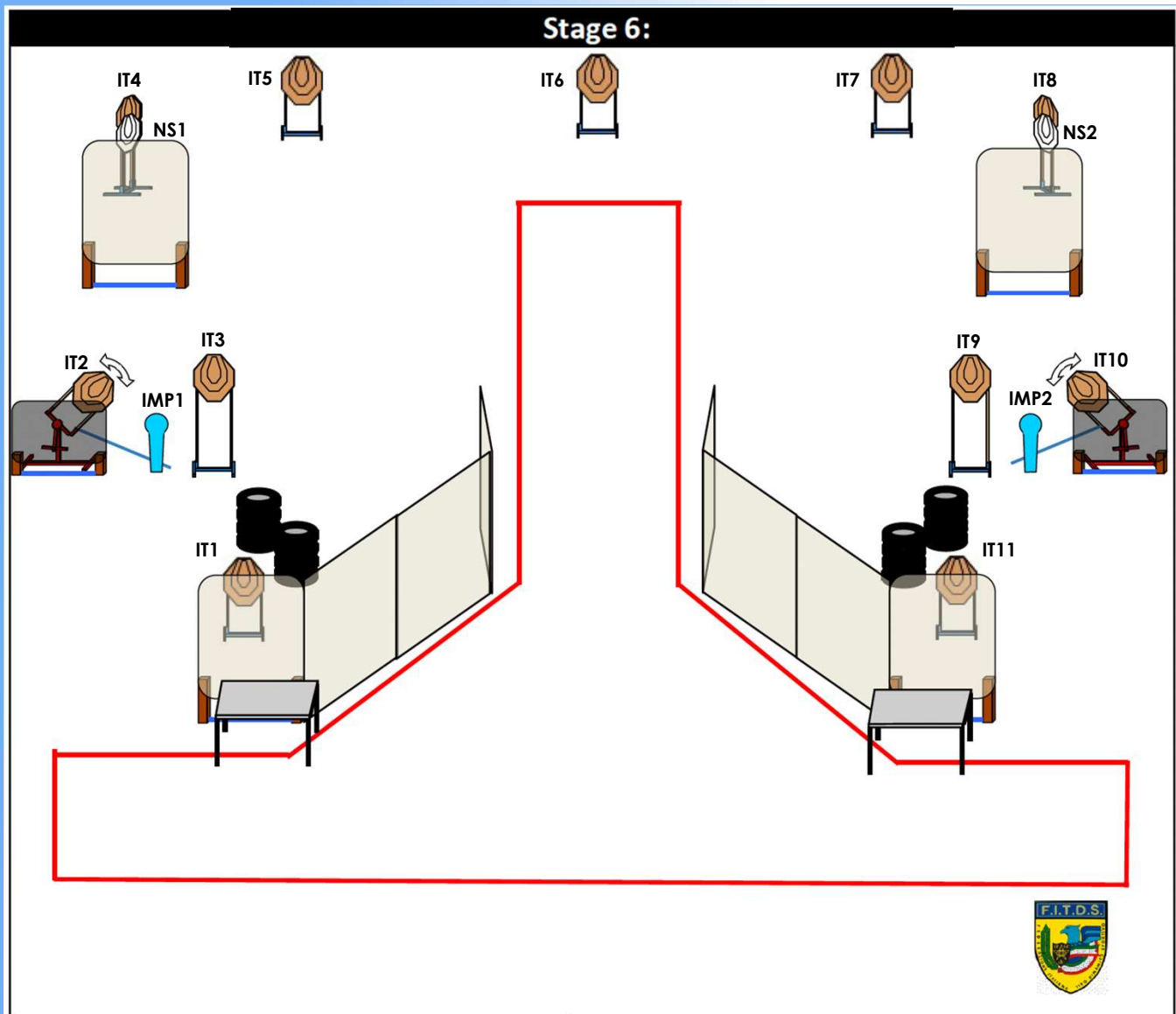
Procedure: Upon start signal engage the targets

Design Notes: IMP1 activates IPL1 and IPL2 swingers which will remain visible at the end of the movement

Briefing Notes: The safety angles are 90° lateral and the backstops vertically. Structures are hard cover. The score will be counted during the execution of the exercise; Shooter may delegate other shooter to verify the score counting.



# STAGE 6



Type:	Medium Course	Targets:			
Round to be scored:	24	IPSC Targets	11	IPSC Mini Targets	
Maximum Points:	120	IPSC Poppers		IPSC Mini Poppers	2
		IPSC Metal Plates			
Time Start:	Audible Signal	No-Shoots	2		

Start Position: Anywhere in the shooting area

Handgun Ready Condition: Chamber and magwell empty, handgun lying on one of the tables and all magazines on the other table.

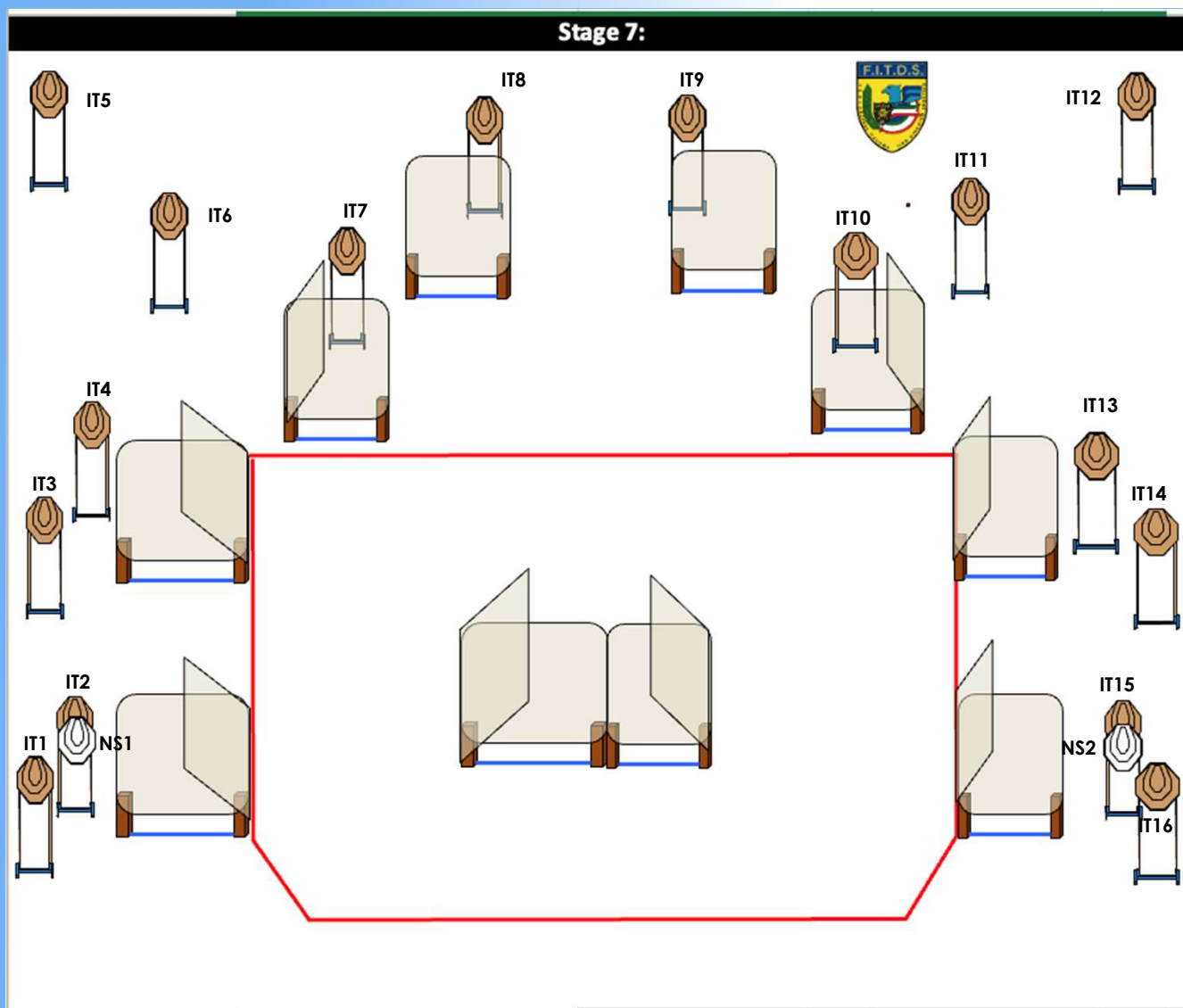
Procedure: Upon start signal engage the targets

Design Notes: IMP1 activates IT2 swinger and IMP2 activates IT10 swinger which will remain visible at the end of the movement

Briefing Notes: The safety angles are 90° lateral and the backstops vertically. Structures are hard cover. The score will be counted during the execution of the exercise; Shooter may delegate other shooter to verify the score counting.



# STAGE 7



Type:	Long Course	Targets:		
Round to be scored:	32	IPSC Targets	16	IPSC Mini Targets
Maximum Points:	160	IPSC Poppers		IPSC Mini Poppers
		IPSC Metal Plates		
Time Start:	Audible Signal	No-Shoots	2	

Start Position: Anywhere in the shooting area

Handgun Ready Condition:

Procedure: Upon start signal engage the targets

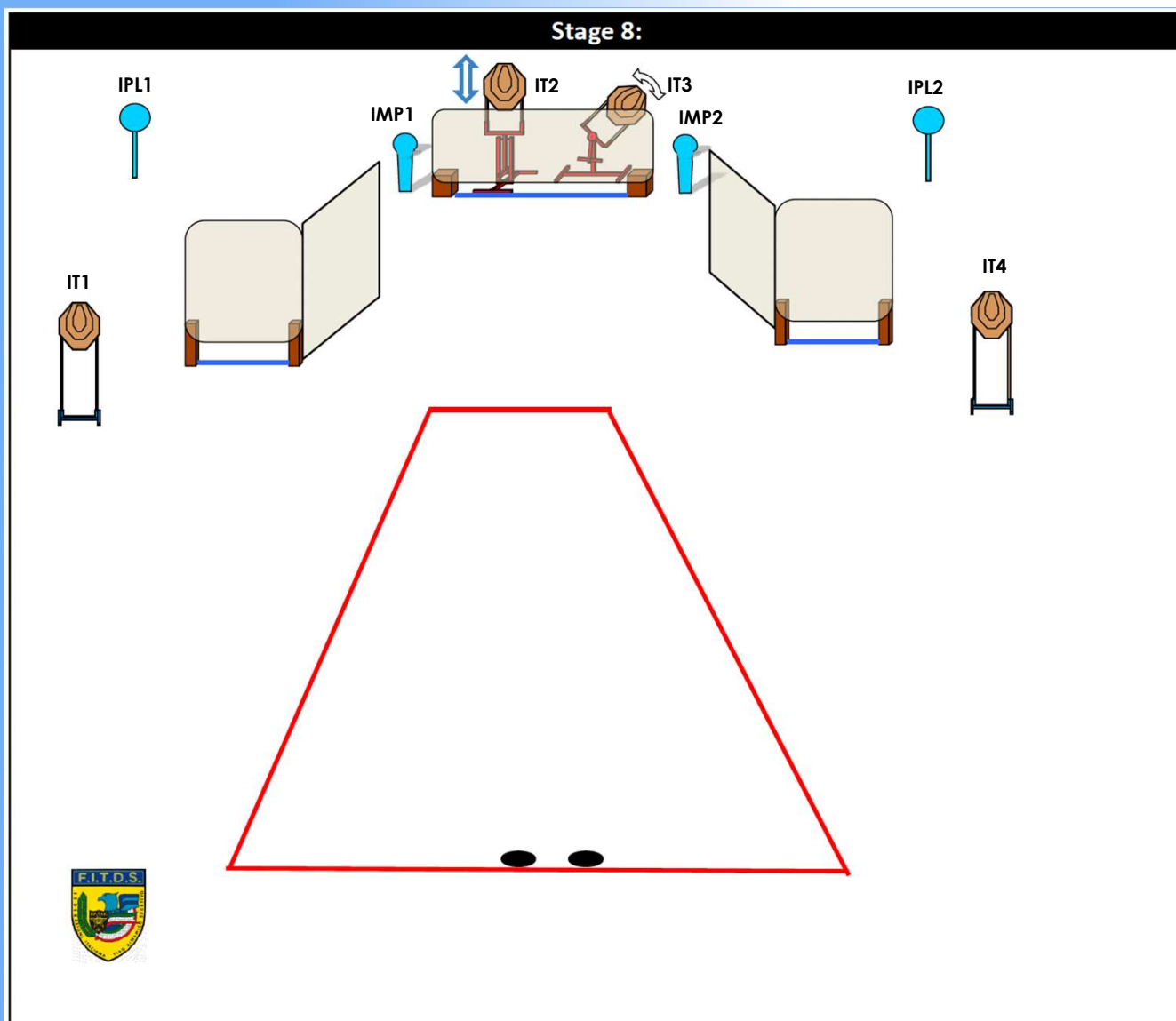
Design Notes:

Briefing Notes:

The safety angles are 90° lateral and the backstops vertically. Structures are hard cover. The score will be counted during the execution of the exercise; Shooter may delegate other shooter to verify the score counting.



# STAGE 8



Type:	Short Course	Targets:		
Round to be scored:	12	IPSC Targets	4	IPSC Mini Targets
Maximum Points:	60	IPSC Poppers		IPSC Mini Poppers 2
Time Start:	Audible Signal	IPSC Metal Plates	2	No-Shoots

Start Position: Heels touching the marks as shown

Handgun Ready Condition:

Procedure: Upon start signal engage the targets

Design Notes: IMP1 activates IT2 swinger and IMP2 activates IT3 swinger which will remain visible at the end of the movement

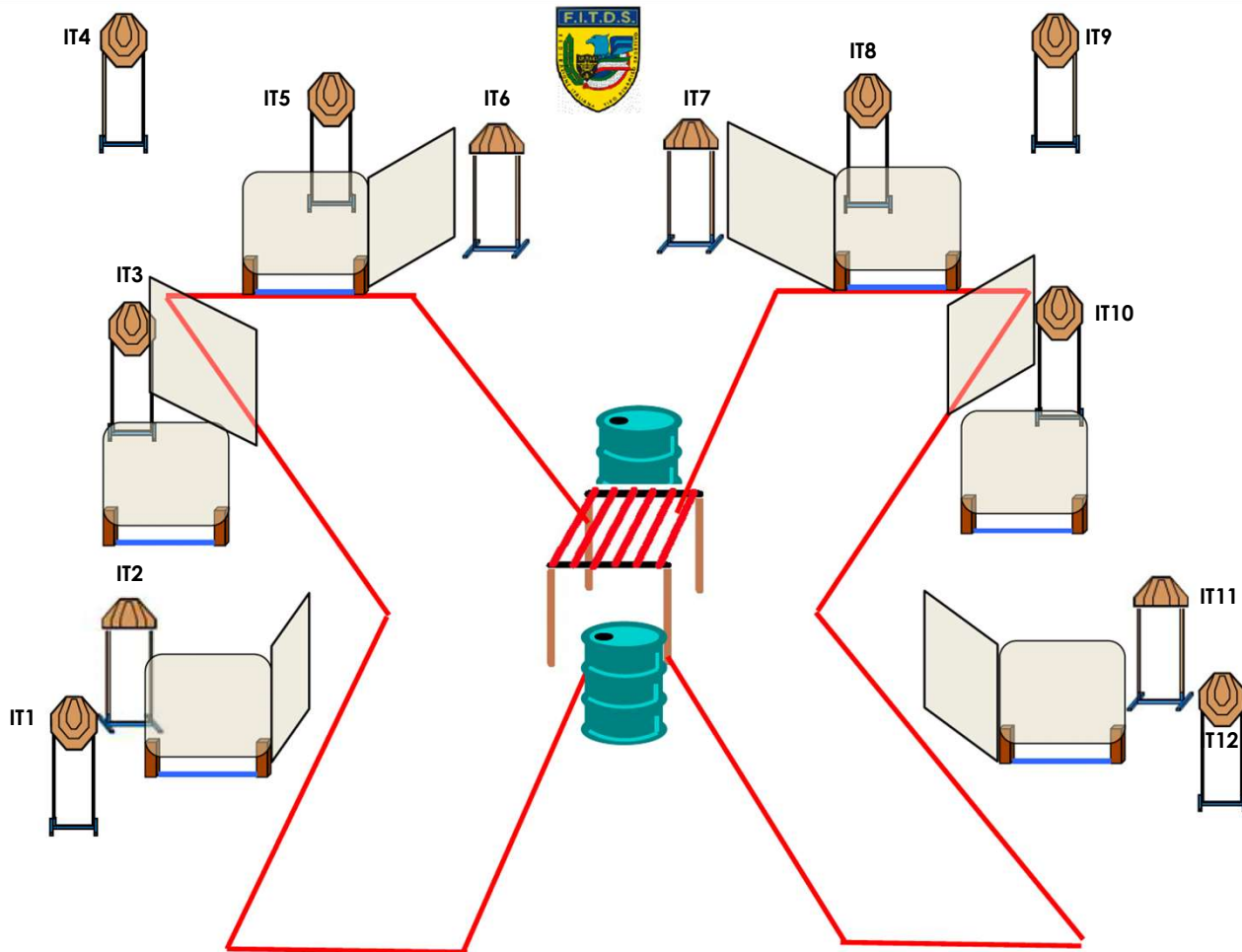
Briefing Notes: The safety angles are 90° lateral and the backstops vertically. Structures are hard cover. The score will be counted during the execution of the exercise; Shooter may delegate other shooter to verify the score counting.





# STAGE 10

Stage 10:



Type:	Medium Course	Targets:		
Round to be scored:	24	IPSC Targets	12	IPSC Mini Targets
Maximum Points:	120	IPSC Poppers		IPSC Mini Poppers
		IPSC Metal Plates		
Time Start:	Audible Signal	No-Shoots		

Start Position: Anywhere in the shooting area

Handgun Ready Condition:

Procedure: Upon start signal engage the targets

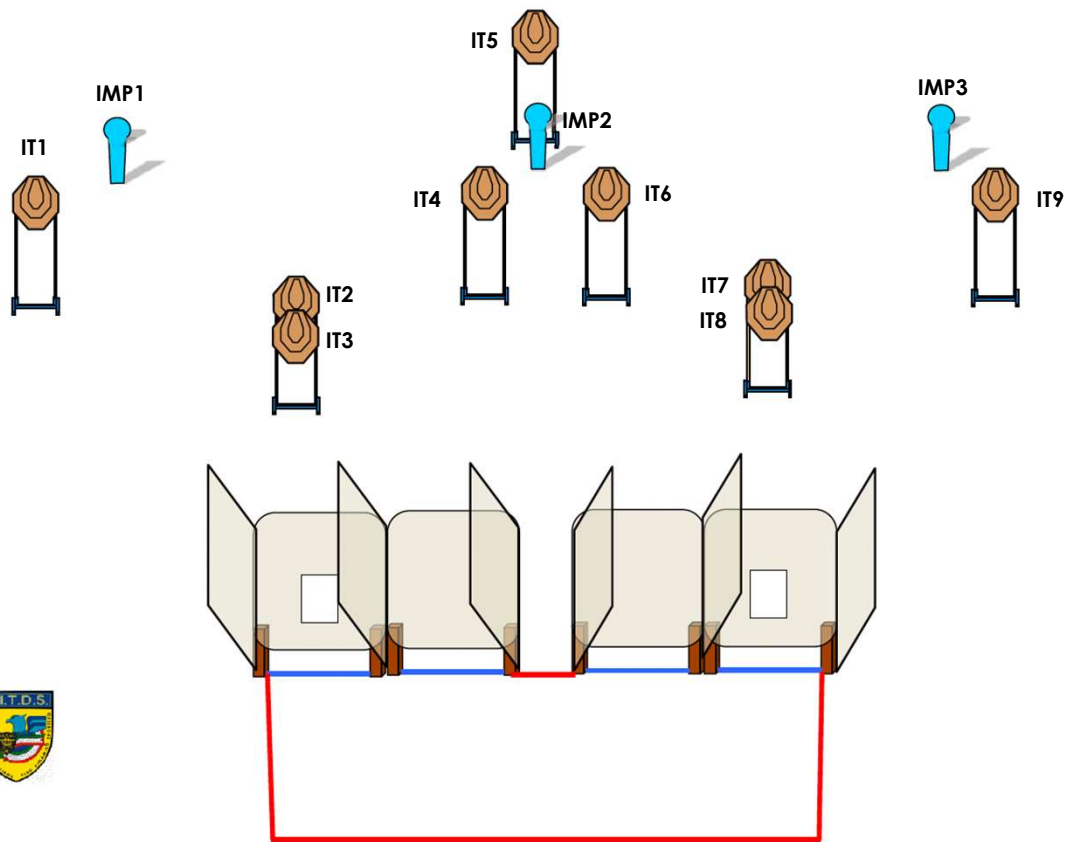
Design Notes: Any rod that is dropped from the cooper tunnel will result in a procedura as per rule 10.2.5

Briefing Notes: The safety angles are 90° lateral and the backstops vertically. Structures are hard cover. The score will be counted during the execution of the exercise; Shooter may delegate other shooter to verify the score counting.



# STAGE 11

Stage 11:



Type:	Short Course	Targets:		
Round to be scored:	12	IPSC Targets	9	IPSC Mini Targets
Maximum Points:	60	IPSC Poppers		IPSC Mini Poppers 3
Time Start:	Audible Signal	IPSC Metal Plates	0	No-Shoots

Start Position: Anywhere in the shooting area

Handgun Ready Condition:

Procedure: Upon start signal engage the targets with at least 1 shot

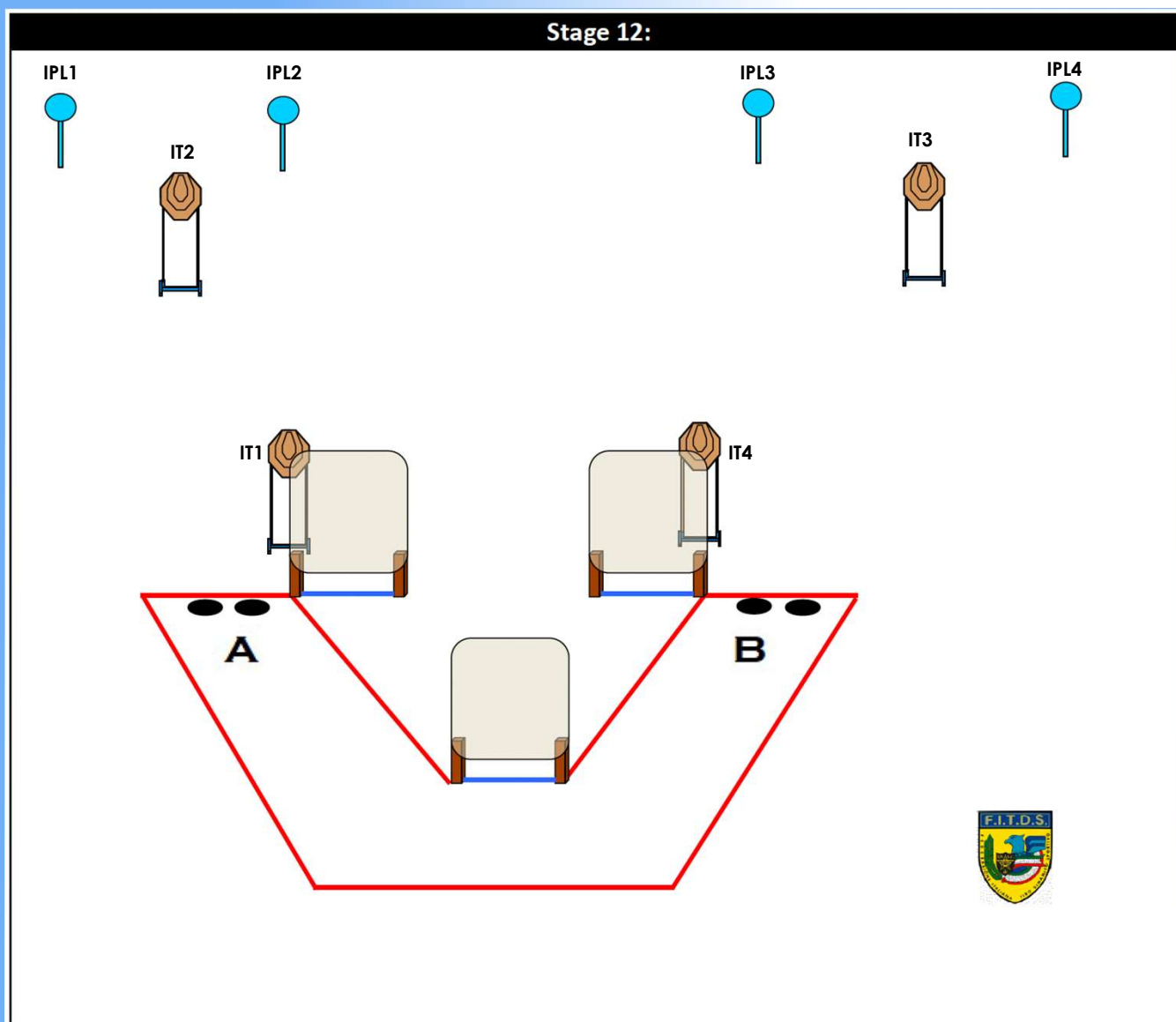
Design Notes:

Briefing Notes:

The safety angles are 90° lateral and the backstops vertically. Structures are hard cover. The score will be counted during the execution of the exercise; Shooter may delegate other shooter to verify the score counting.



# STAGE 12



Type:	Short Course	Targets:		
Round to be scored:	12	IPSC Targets	4	IPSC Mini Targets
Maximum Points:	60	IPSC Poppers		IPSC Mini Poppers
Time Start:	Audible Signal	IPSC Metal Plates	4	
		No-Shoots		

Start Position: Toes touching the marks in A or B as shown

Handgun Ready Condition:

Procedure: Upon start signal engage the targets

Design Notes: A reloading must be completed after the competitor shoot at his first target, and before he shoots at his final target as per rule 1.1.5.2

Briefing Notes: The safety angles are 90° lateral and the backstops vertically. Structures are hard cover. The score will be counted during the execution of the exercise; Shooter may delegate other shooter to verify the score counting.