

The ASD Sermoneta Shooting Club



SERMONETA  
SHOOTING CLUB



Presents

# 3° CHRISTMAS MATCH



**16-17 dicembre**

Race Lev. III Handgun articulated on 12 STAGE - 226 minimum shots 1130 maximum points

*Match Director: Galeazzi Maurizio*

*Registration via telematics on the site web [www.fitds.it](http://www.fitds.it) MA.RE. - Match Registration*

**Shooting range: Centro Sportivo e Scuola di Tiro Sermoneta**

**Contacts e-mail: [sermonetashootingclub@gmail.com](mailto:sermonetashootingclub@gmail.com) cell 351 5778044**

**Contacts:** *Tel. 351 5778044*

**e-mail:** [sermonetashootingclub@gmail.com](mailto:sermonetashootingclub@gmail.com)

**Enrollment:** *via telematics on the site web [www.fitds.it](http://www.fitds.it) MA.RE, - Match Registration*

**Supply:** *Free any type of ammunition by the shooter;*

**Ristorazione:** *On the field there is a refreshment point;*

**Regulation:** *FITDS/IPSC rulebook last edition*

**Charts:** *Div. Open, Standard, Production, Production Optics, Production Optics Light, PCC, Classic, Revolver*

**Awards:** *As per the 2023 edition sports regulations as well as prize draws*

**opening hours Friday** *pre match ore 9,30*

**Saturday opening hours:** *single shift breafing ore 8,30 -- inizio gara ore -- 8,45*

**Sunday opening hours:** *single shift breafing ore 8,30 -- inizio gara ore -- 8,45*

**Range Master** *by the S.A.F.R.O.*

**Range Officer** *by the S.A.F.R.O.*

*All shooters must be in compliance with the permits for the transport and use of their weapons and ammunition  
The organization declines all responsibility for failure to comply with the laws in force  
Compliance with the Sporting Regulations in force regarding the regulations on clothing and accessories is recalled*

***MEASURES TO COMBAT AND CONTAIN THE COVID-19 VIRUS***

*Athletes and the various subjects who collaborate in the organization of the competition must comply with all the requirements indicated in the note of 03  
February 2022 Prot.P/RS00184/22 with the subject New prescriptions on the covid 19 emergency*

# Shooter Store



AGENZIA GENERALI DI POMEZIA VIA ROMA

## PALLA SWIM



**A.P.G.**  
ARMERIA PATRIA GIORGIO  
VIA EMANUELE FILIBERTO, 103  
04100 LATINA RTI  
T +39 0773 861086 P 393 0561086  
www.apg.it • inf@apg.it



PORSCHE  
Centro Porsche Latina



STUDIO ERNESTO  
**COLETTA**  
www.studio-coletta.it

**LUBEGUN.IT**  
Prodotti per la manutenzione delle armi

**CIVERCHIA**  
Arti grafiche.



**MG UTENSILI SRL**

**STRIKEFORCE**  
ARMERIA

**SFP**  
Servizi  
2.0  
IMPRESA DI PULIZIE

**BERETTA**

**ARSENAL FIREARMS**

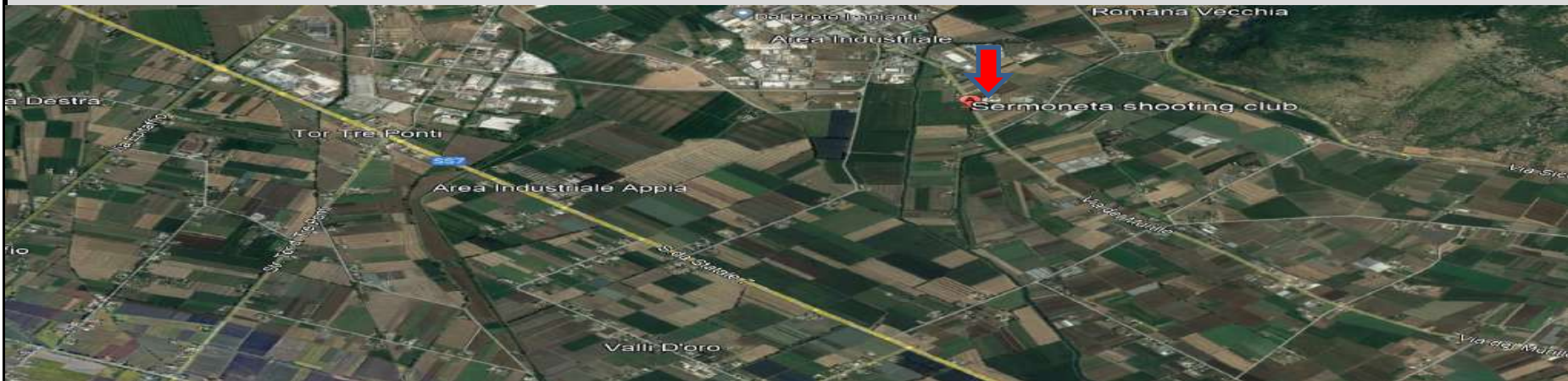
## ***HOTELS***

***TENUTA PANTANELLE*** - Road del Pesce, 5, 04018 Sezze Scalo LT - Tel. 348 555 8757

***FORO APPIO MANSIO HOTEL*** Road Appia N. 6 Km 72.800 Latina Tel: +39 0773 877434

***Park Hotel*** Road of Monti Lepini, 25 Angolo Road of Volsini, 04100, Latina Italia Tel: + 39.0773.240295

## ***COME RAGGIUNGERCI***

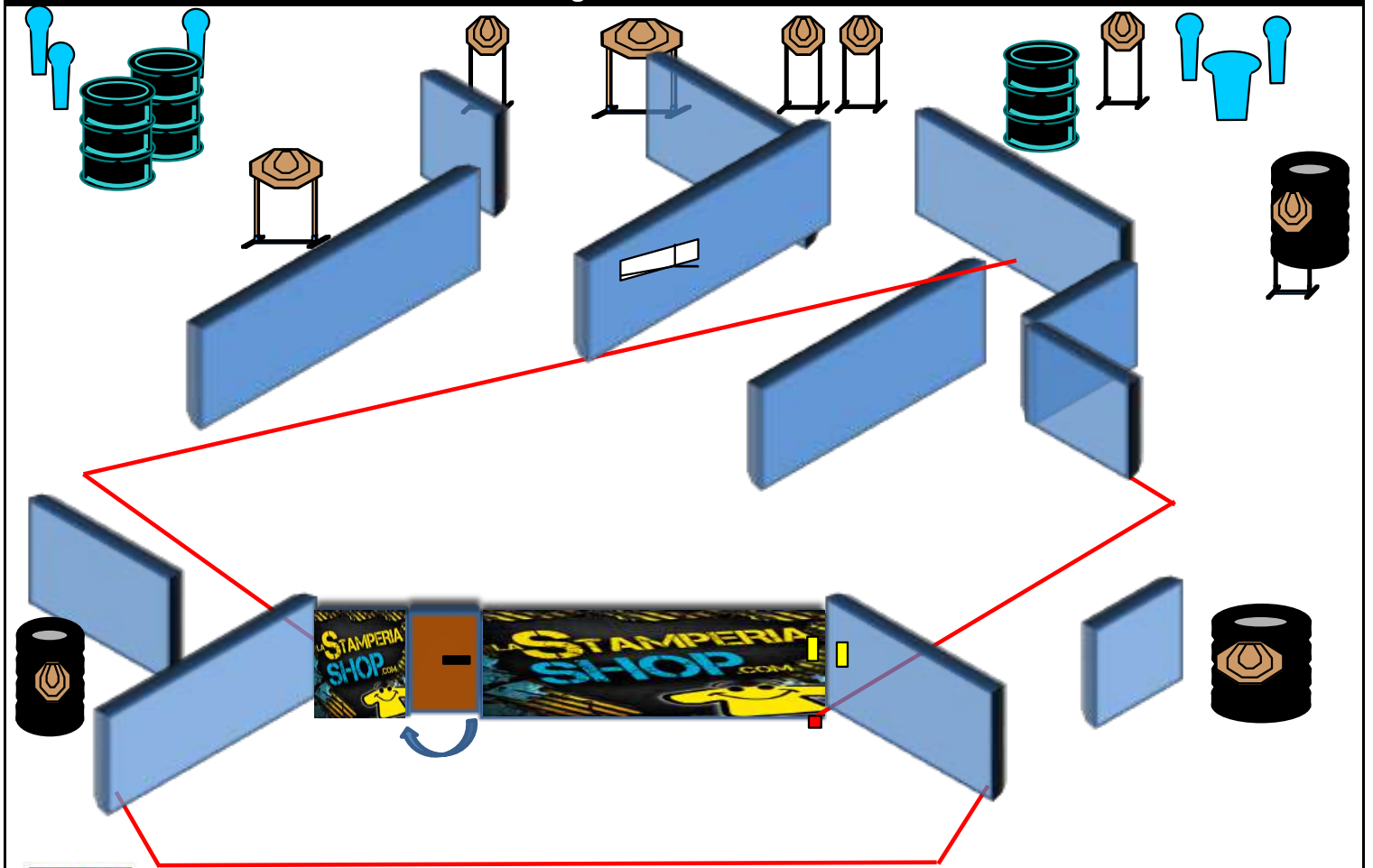


*For those coming from the north, reach Latina Scalo. Take Via della Stazione until the intersection with Via del Murillo. Turn right and continue along Via del Murillo for 3.9 km. The Sports Centre will be on your left. For those coming from the south, take the SS7 Appia northbound to Migliara 41. Turn right and take Via del Fiume until the traffic light Archi di San Lidano. Turn left and take Via del Murillo for 1.8 km. The Sports Centre will be on your right. Coordinates Google: 41.511057, 12.980296*

### Match Profile

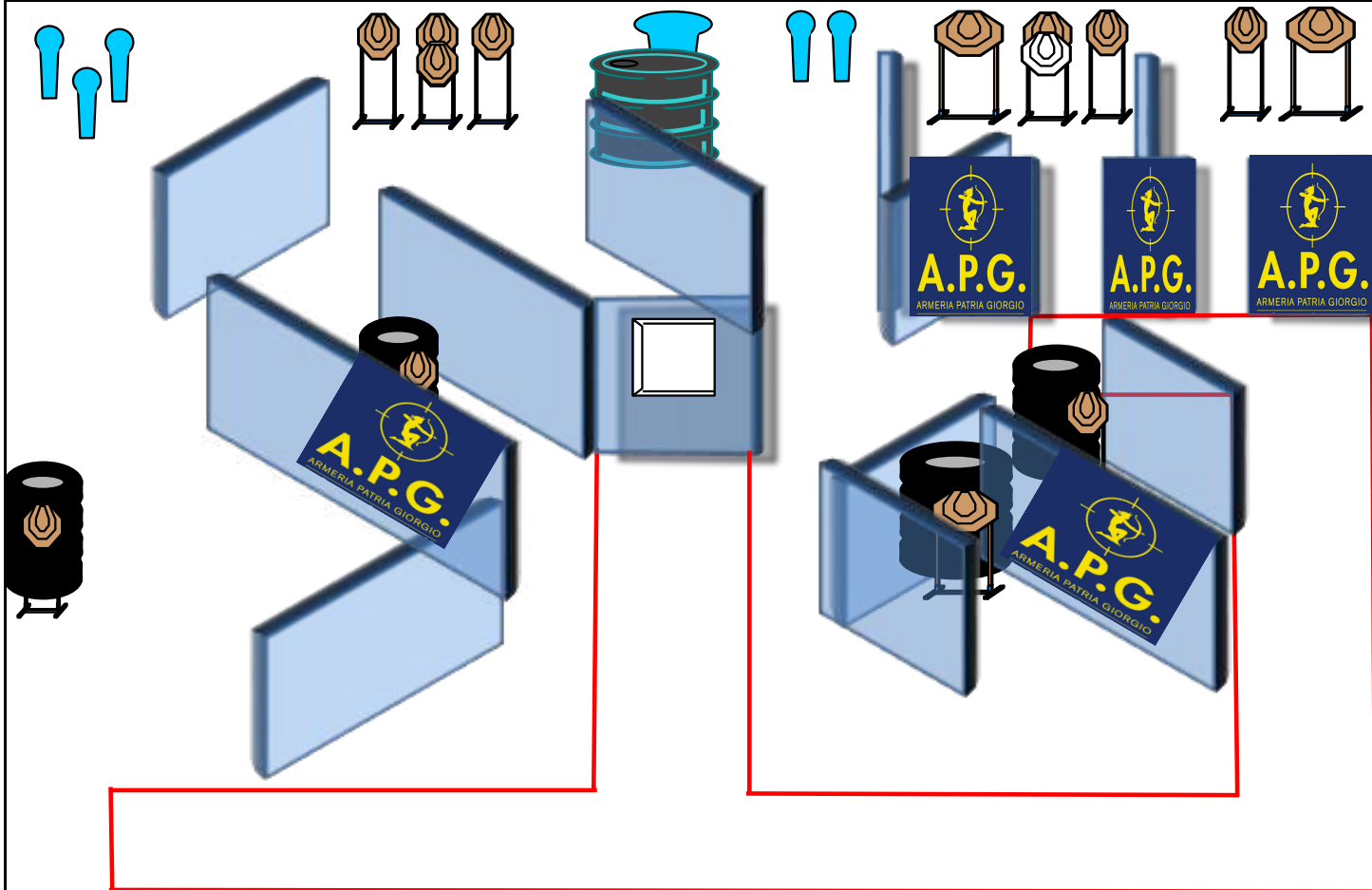
STAGE	EXERCISE TYPE	IPSC TARGETS	IPSC 1/2 TARGETS	IPSC POPPERS	IPSC MINI POPPERS	PLATES	NO-SHOOTS	ROUNDS	MAX POINTS	STAGE %
1	Medium Course	9	0	0	6	0	0	24	120	10,62%
2	Long Course	13	0	0	6	0	1	32	160	14,16%
3	Short Course	4	0	0	2	2	0	12	60	5,31%
4	Short Course	4	0	0	3	1	2	12	60	5,31%
5	Medium Course	10	0	0	2	2	0	24	120	10,62%
6	Short Course	2	0	0	0	8	0	12	60	5,31%
7	Long Course	12	0	0	1	5	1	30	150	13,27%
8	Short Course	4	0	0	4	0	2	12	60	5,31%
9	Short Course	5	0	0	2	0	0	12	60	5,31%
10	Short Course	5	0	0	2	0	0	12	60	5,31%
11	Medium Course	8	0	0	6	0	1	22	110	9,73%
12	Medium Course	9	0	0	2	2	1	22	110	9,73%
<b>Total</b>		<b>85</b>	<b>0</b>	<b>0</b>	<b>36</b>	<b>20</b>	<b>8</b>	<b>226</b>	<b>1130</b>	<b>100%</b>

## Stage 1: "LA STAMPERIA"



<b>Type:</b>	Medium Course	<b>Targets:</b>			
<b>Rounds to be scored:</b>	24	IPSC Targets	9	IPSC Mini Targets	0
<b>Maximum Points:</b>	120	IPSC Poppers	0	IPSC Mini Poppers	6
		Plates	0		
<b>Start:</b>	Audible Signal	No-Shoots	0		
<b>Start Position:</b>	hands on signs				
<b>Handgun/PCC Ready Condition:</b>	loaded gun in holster				
<b>Procedure:</b>	At the beep engage targets				
<b>Design Notes:</b>					
<b>Briefing Notes:</b>	The safety angles are 90° lateral and the ball guard vertically. The facilities are hard cover. The score will be counted during the execution of the exercise; The shooter may delegate another shooter to verify the points.				

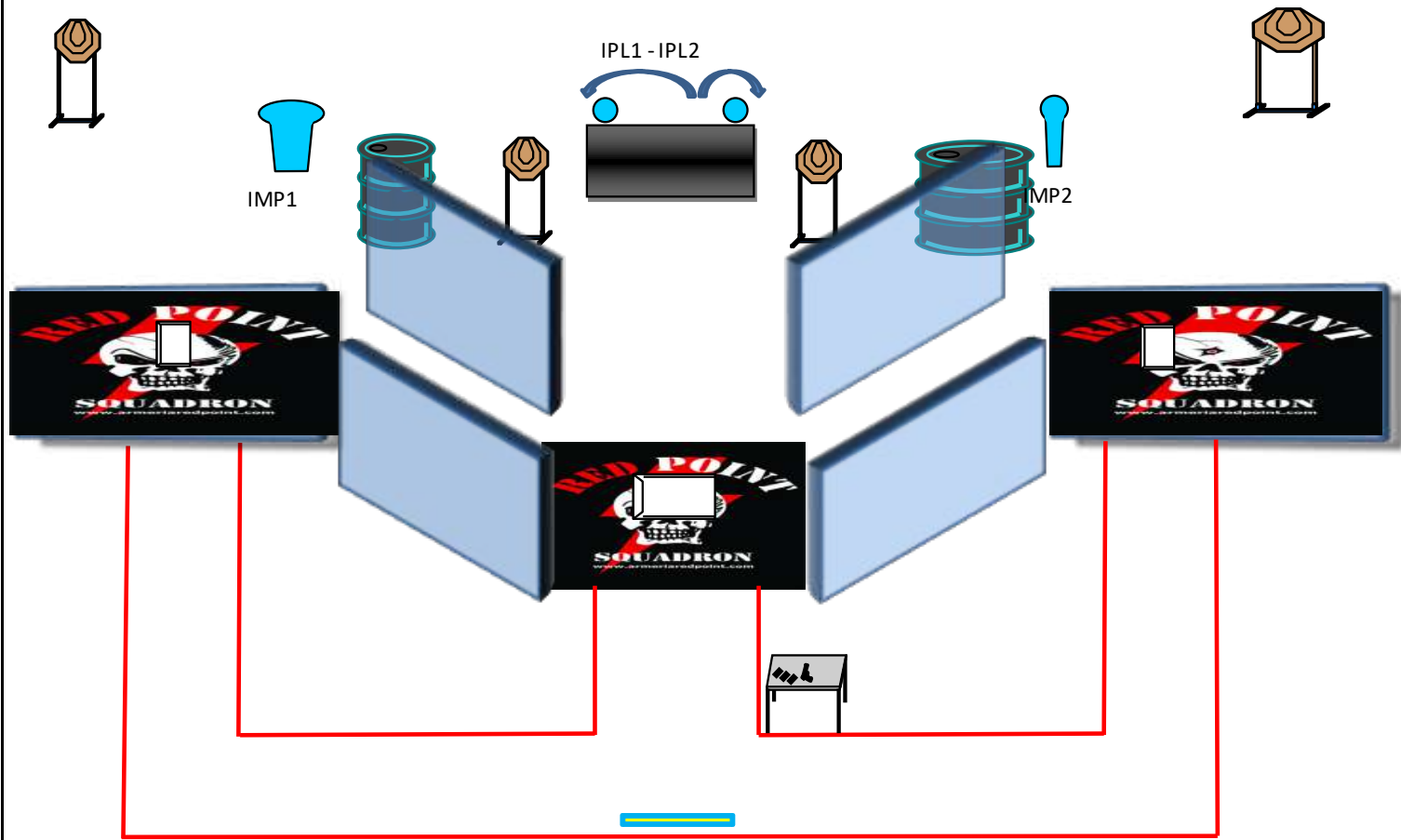
## Stage 2: "ARMERIA PATRIA"



<b>Type:</b>	Long Course	<b>Targets:</b>			
<b>Rounds to be scored:</b>	32	IPSC Targets	13	IPSC Mini Targets	0
<b>Maximum Points:</b>	160	IPSC Poppers	0	IPSC Mini Poppers	6
		Plates	0		
<b>Start:</b>	Audible Signal	No-Shoots	1		

<b>Start Position:</b>	Anywhere in the shooting area
<b>Handgun/PCC Ready Condition:</b>	loaded gun in holster
<b>Procedure:</b>	At the beep engage targets
<b>Design Notes:</b>	
<b>Briefing Notes:</b>	The safety angles are 90° lateral and the ball guard vertically. The facilities are hard cover. The score will be counted during the execution of the exercise; The shooter may delegate another shooter to verify the points.

### Stage 3: "ARMERIA RED POINT"



<b>Type:</b>	Short Course	<b>Targets:</b>			
<b>Rounds to be scored:</b>	12	IPSC Targets	4	IPSC Mini Targets	0
<b>Maximum Points:</b>	60	IPSC Poppers	0	IPSC Mini Poppers	2
<b>Start:</b>	Audible Signal	Plates	2		
		No-Shoots	0		

**Start Position:** Heels on marks as shown

**Handgun/PCC Ready Condition:** weapon (unloaded) and the first magazine you intend to use on the table

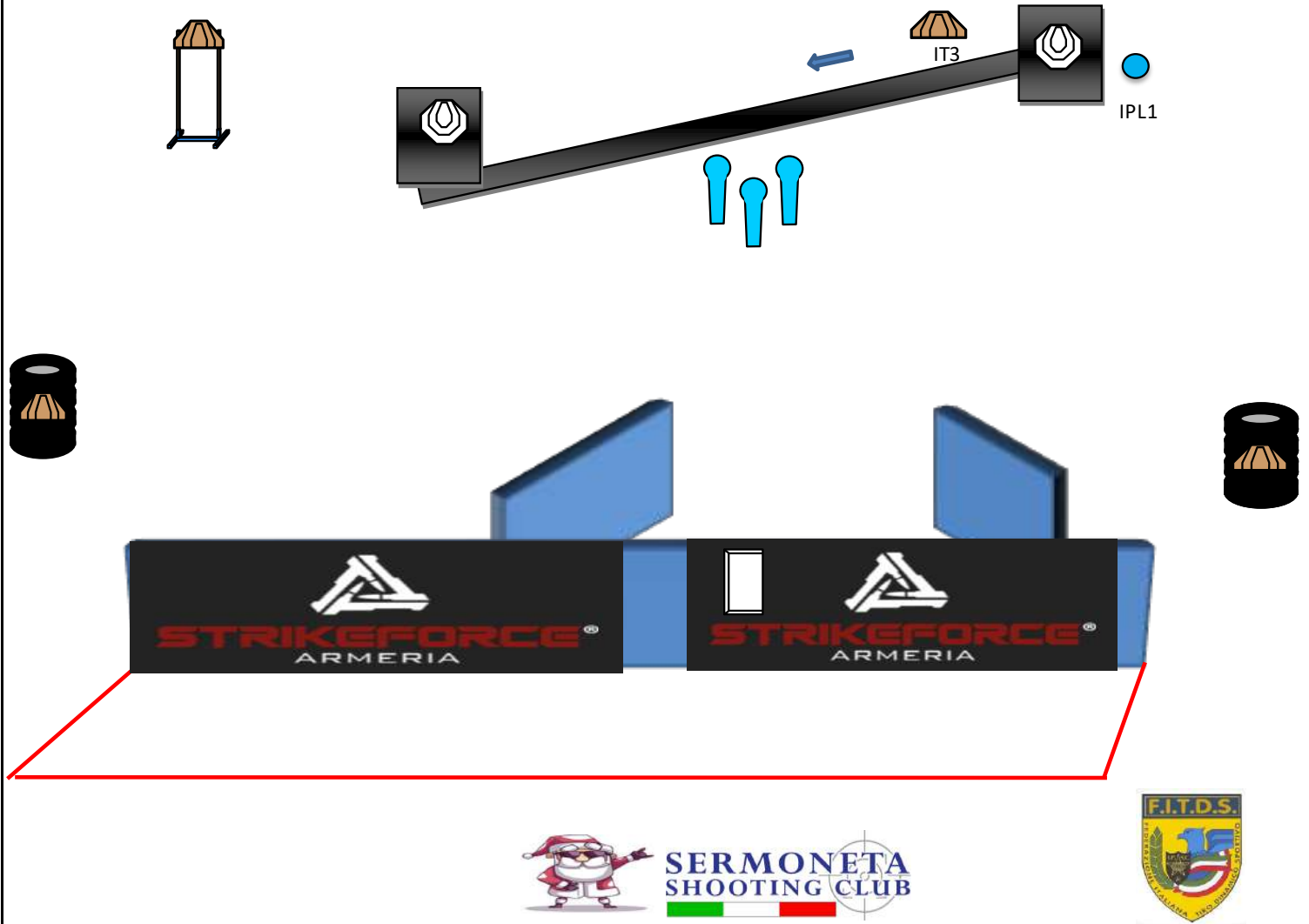
**Procedure:** At the beep engage targets

**Design Notes:** IMP1 enables IPL1, IMP2 enables IPL2; Swingers remain visible at the end of the movement

**Briefing Notes:** The safety angles are 90° lateral and the ball guard vertically. The facilities are hard cover. The score will be counted during the execution of the exercise; The shooter may delegate another shooter to verify the points.

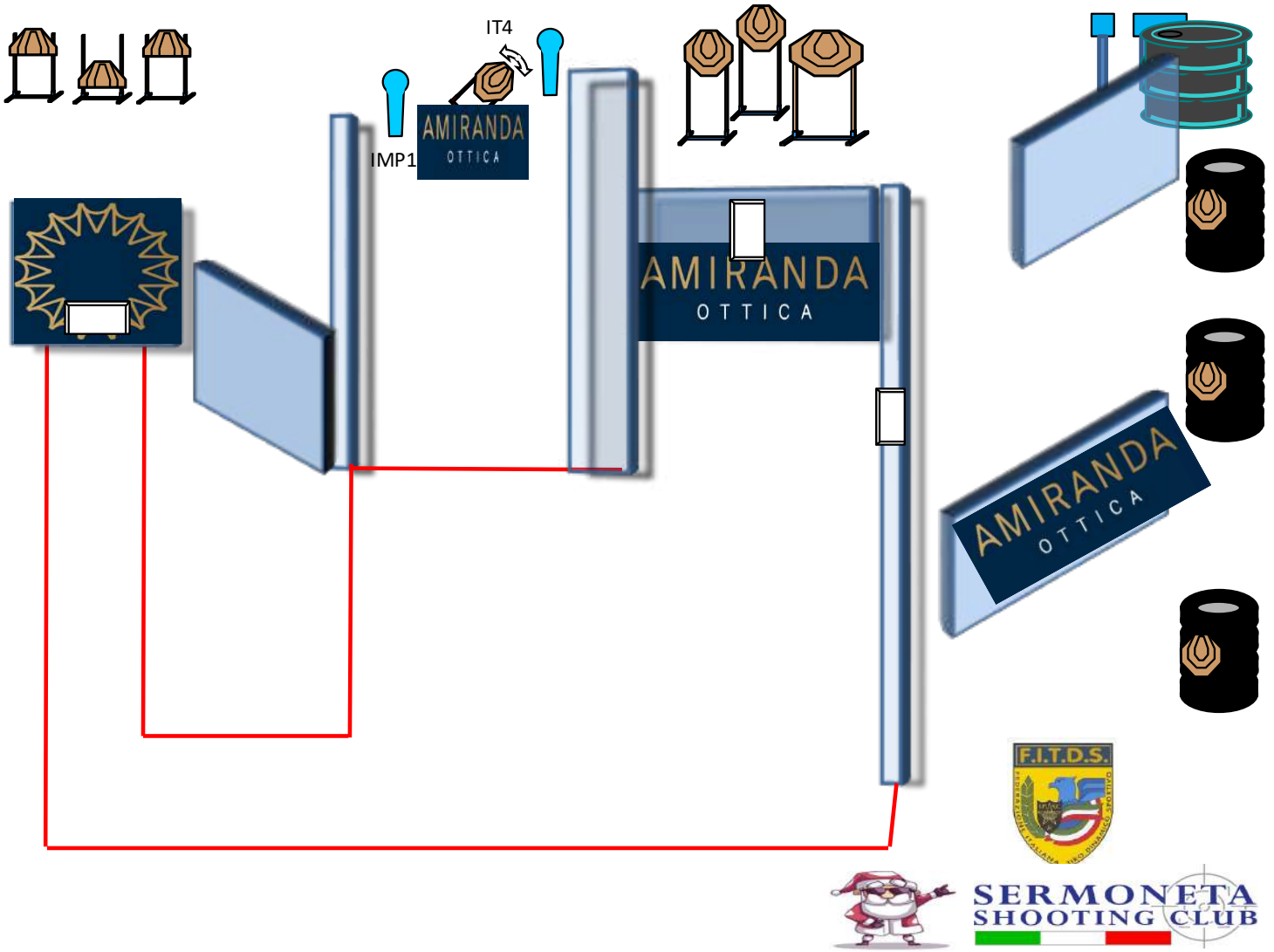


## Stage 4: "ARMERIA STRIKEFORCE"



<b>Type:</b>	Short Course	<b>Targets:</b>		
<b>Rounds to be scored:</b>	12	IPSC Targets	4	IPSC Mini Targets 0
<b>Maximum Points:</b>	60	IPSC Poppers	0	IPSC Mini Poppers 3
<b>Start:</b>	Audible Signal	Plates	1	
		No-Shoots	2	
<b>Start Position:</b>	Anywhere in the shooting area			
<b>Handgun/PCC Ready Condition:</b>	loaded gun in holster			
<b>Procedure:</b>	At the beep engage targets			
<b>Design Notes:</b>	IPL1 activates IT3 swinger that remains visible at the end of the movement			
<b>Briefing Notes:</b>	The safety angles are 90° lateral and the ball guard vertically. The facilities are hard cover. The score will be counted during the execution of the exercise; The shooter may delegate another shooter to verify the points.			

## Stage 5 : "OTTICA AMIRANDA"



<b>Type:</b>	Medium Course	<b>Targets:</b>			
<b>Rounds to be scored:</b>	24	IPSC Targets	10	IPSC 1/2 Targets	0
<b>Maximum Points:</b>	120	IPSC Poppers	0	IPSC Mini Poppers	2
<b>Start:</b>	Audible Signal	Plates	2		
		No-Shoots	0		

**Start Position:** Anywhere in the shooting area

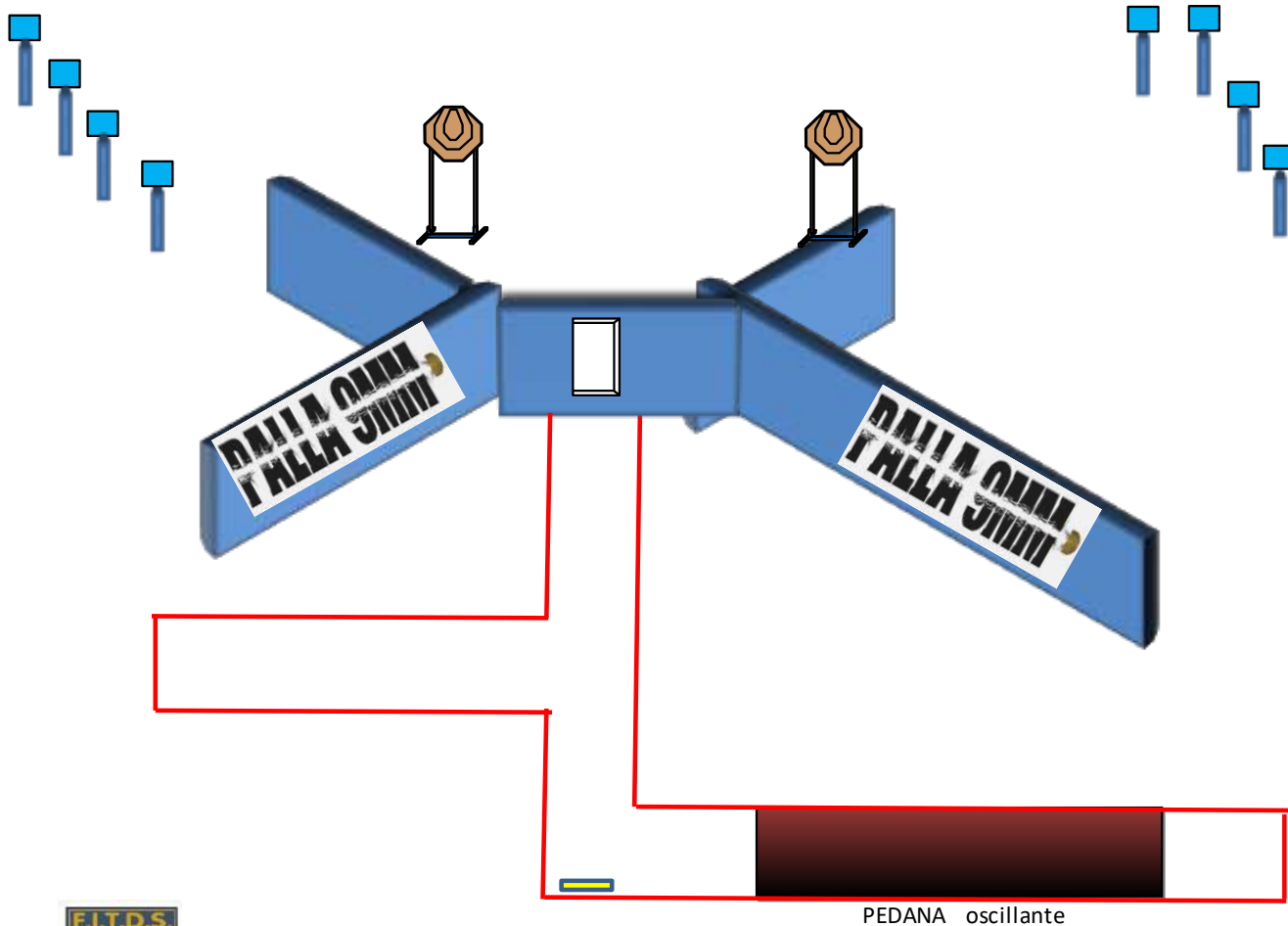
**Handgun/PCC Ready Condition:** loaded gun in holster

**Procedure:** At the beep engage targets

**Design Notes:** IMP1 activates IT4 swinger that remains visible at the end of the movement

**Briefing Notes:** The safety angles are 90° lateral and the ball guard vertically. The facilities are hard cover. The score will be counted during the execution of the exercise; The shooter may delegate another shooter to verify the points.

Stage 6: "PALLA 9MM"



<b>Type:</b>	Short Course	<b>Targets:</b>			
<b>Rounds to be scored:</b>	12	IPSC Targets	2	IPSC Mini Targets	0
<b>Maximum Points:</b>	60	IPSC Poppers	0	IPSC Mini Poppers	4
<b>Start:</b>	Audible Signal	Plates	8		
		No-Shoots	0		

**Start Position:** Heels on marks as shown

**Handgun/PCC Ready Condition:** weapon loaded in holster magazine inserted without chambered shot

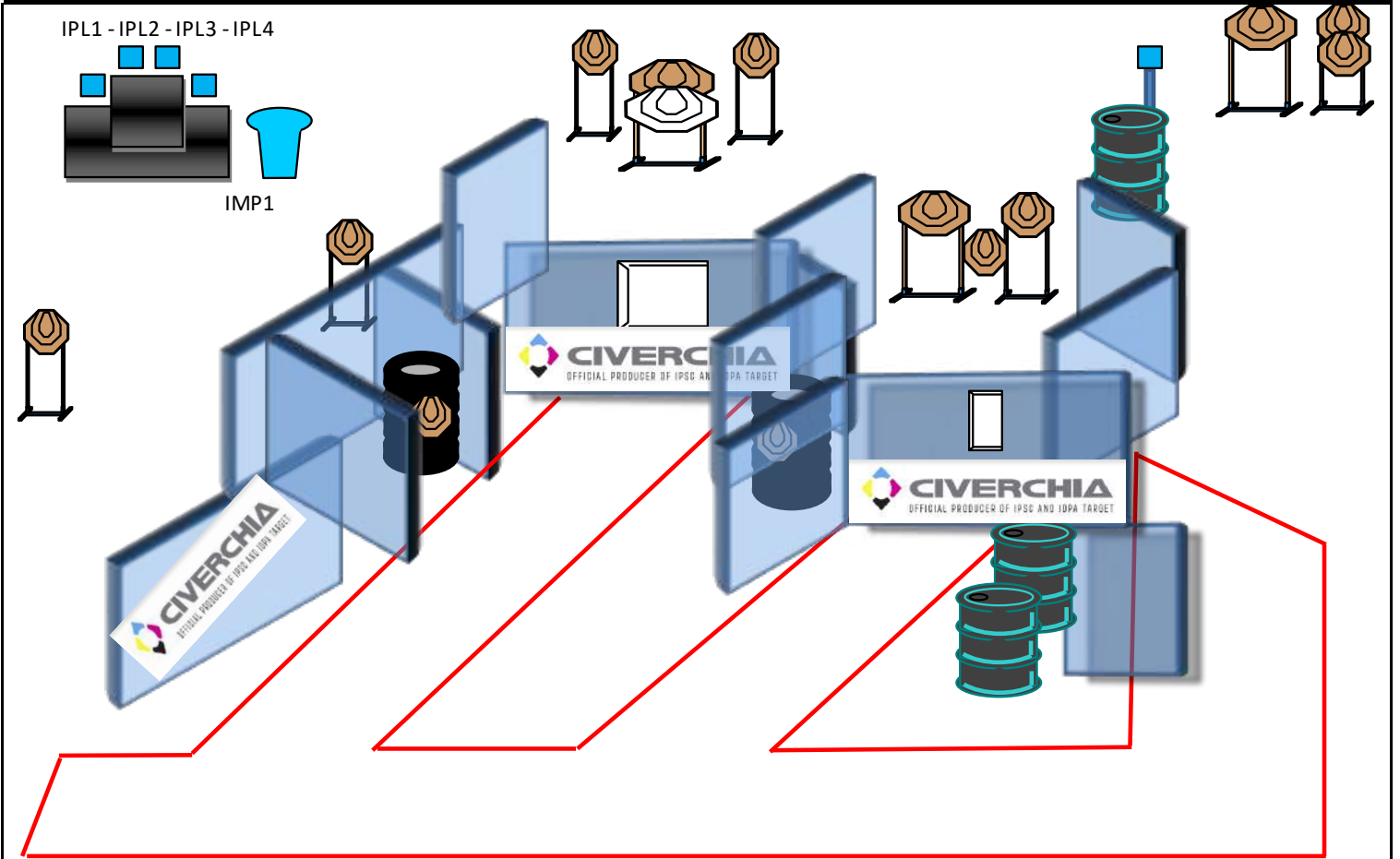
**Procedure:** At the beep engage targets

**Design Notes:**

**Briefing Notes:**

The safety angles are 90° lateral and the ball guard vertically. The facilities are hard cover. The score will be counted during the execution of the exercise; The shooter may delegate another shooter to verify the points.

## Stage 7: "CIVERCHIA ARTI GRAFICHE"



<b>Type:</b>	Long Course	<b>Targets:</b>			
<b>Rounds to be scored:</b>	30	IPSC Targets	12	IPSC Mini Targets	0
<b>Maximum Points:</b>	150	IPSC Poppers	0	IPSC Mini Poppers	1
<b>Start:</b>	Audible Signal	Plates	5		
		No-Shoots	1		

**Start Position:** Anywhere in the shooting area

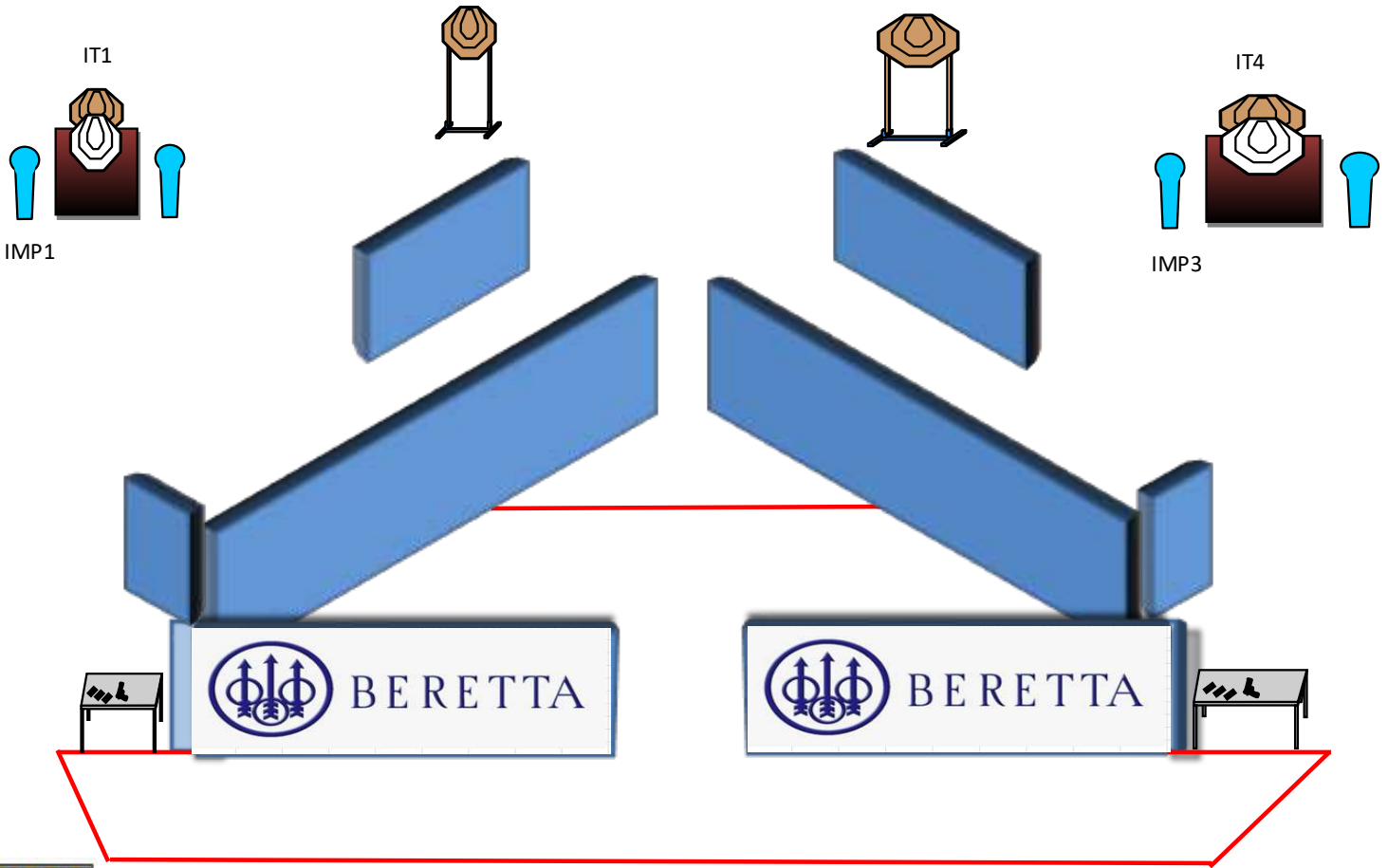
**Handgun/PCC Ready Condition:** loaded gun in holster

**Procedure:** At the beep engage targets

**Design Notes:** IMP1 activates PL1-2-3-4 swings that remain visible at the end of the movement;

**Briefing Notes:** The safety angles are 90° lateral and the ball guard vertically. The facilities are hard cover. The score will be counted during the execution of the exercise; The shooter may delegate another shooter to verify the points.

Stage 8: "BERETTA"



<b>Type:</b>	<b>Short Course</b>	<b>Targets:</b>		
<b>Rounds to be scored:</b>	12	IPSC Targets	4	IPSC Mini Targets 0
<b>Maximum Points:</b>	60	IPSC Poppers	0	IPSC Mini Poppers 4
		Plates	0	
<b>Start:</b>	Audible Signal	No-Shoots	2	

**Start Position:** Anywhere in the shooting area

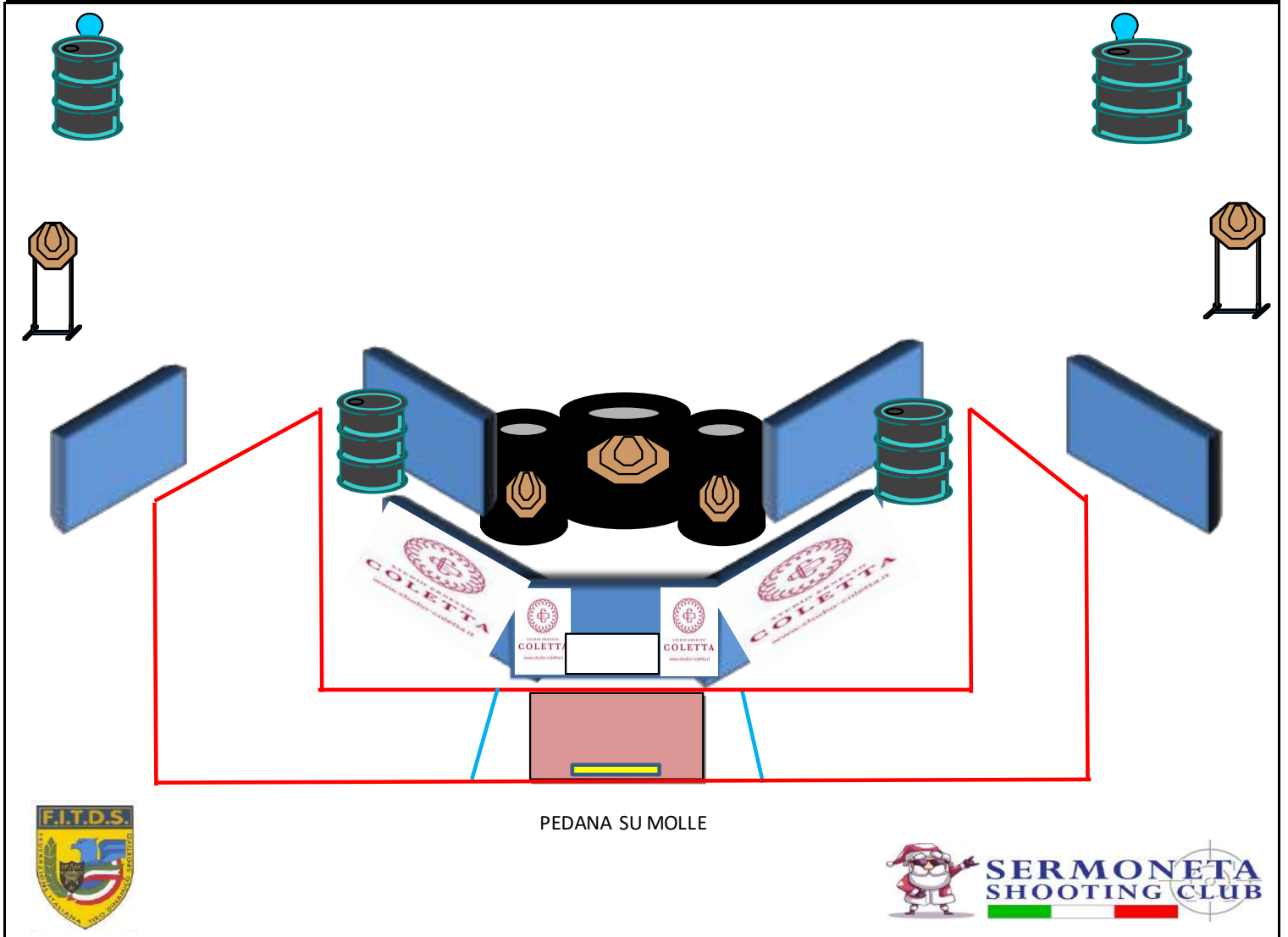
**Handgun/PCC Ready Condition:** unloaded weapon on the table in A or B, all magazines on the opposite table

**Procedure:** At the beep engage targets

**Design Notes:** IMP1 and IMP3 respectively activate IT1 and IT4 swinger, which remain visible at the end of the movement

**Briefing Notes:** The safety angles are 90° lateral and the ball guard vertically. The facilities are hard cover. The score will be counted during the execution of the exercise; The shooter may delegate another shooter to verify the points.

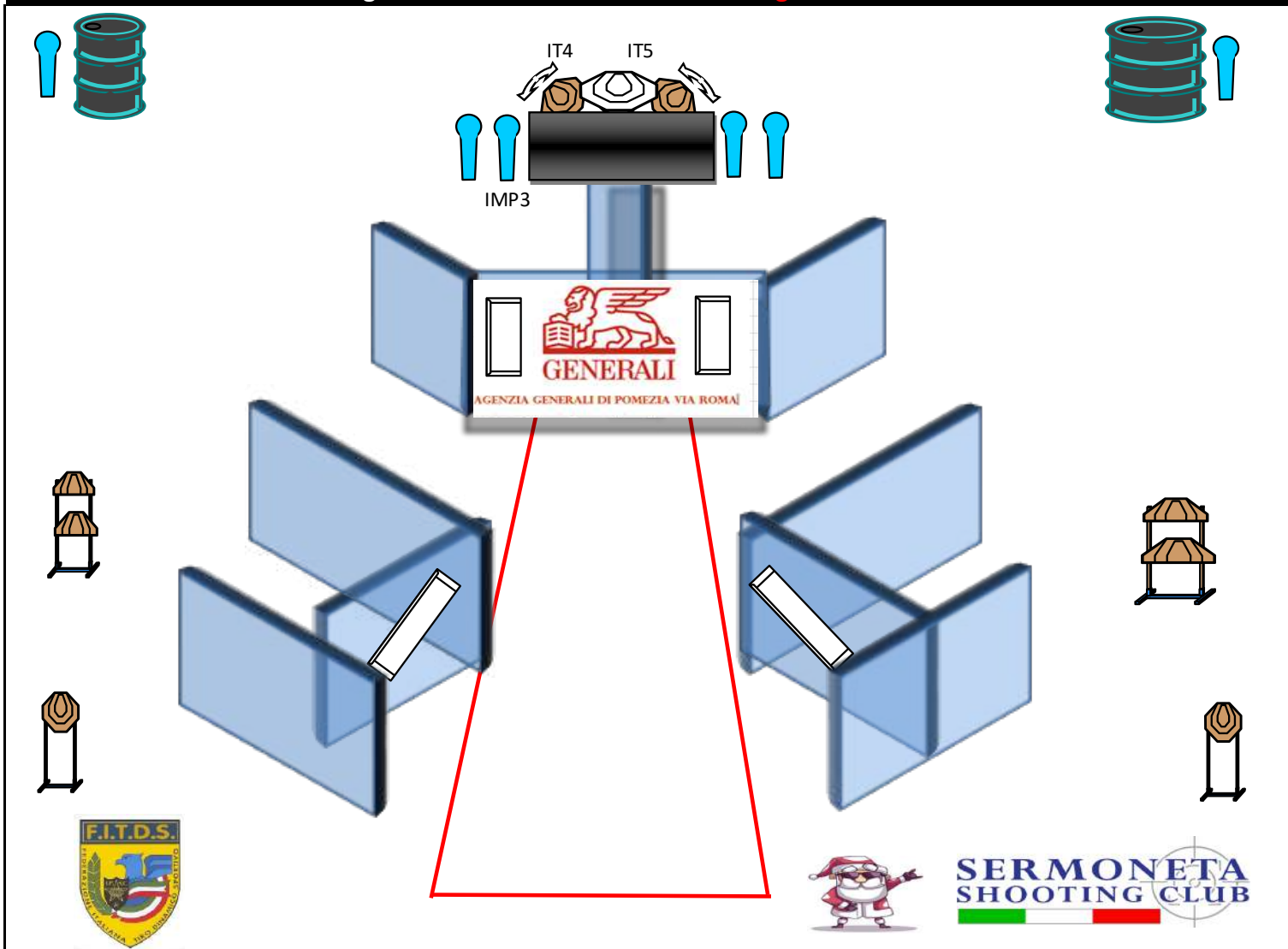
## Stage 9 : "STUDIO COLETTA"



<b>Type:</b>	<b>Short Course</b>	<b>Targets:</b>			
<b>Rounds to be scored:</b>	12	IPSC Targets	5	IPSC Mini Targets	0
<b>Maximum Points:</b>	60	IPSC Poppers	0	IPSC Mini Poppers	2
<b>Start:</b>	Audible Signal	Plates	0		
		No-Shoots	0		
<b>Start Position:</b>	heels on marks as shown				
<b>Handgun/PCC Ready Condition:</b>	loaded gun in holster				
<b>Procedure:</b>	At the acoustic signal engage the targets, crossed the blue lines you end the exercise by engaging the targets with only the strong hand				
<b>Design Notes:</b>					
<b>Briefing Notes:</b>	The safety angles are 90° lateral and the ball guard vertically. The facilities are hard cover. The score will be counted during the execution of the exercise; The shooter may delegate another shooter to verify the points.				



## Stage 11: "GENERALI ASSICURAZIONI Agenzia POMEZIA"



<b>Type:</b>	Medium Course	<b>Targets:</b>	
<b>Rounds to be scored:</b>	22	IPSC Targets	8
<b>Maximum Points:</b>	110	IPSC Poppers	0
<b>Start:</b>	Audible Signal	Plates	0
		No-Shoots	1
		IPSC Mini Targets	0
		IPSC Mini Poppers	6

**Start Position:** Anywhere in the shooting area

**Handgun/PCC Ready Condition:** loaded gun in holster

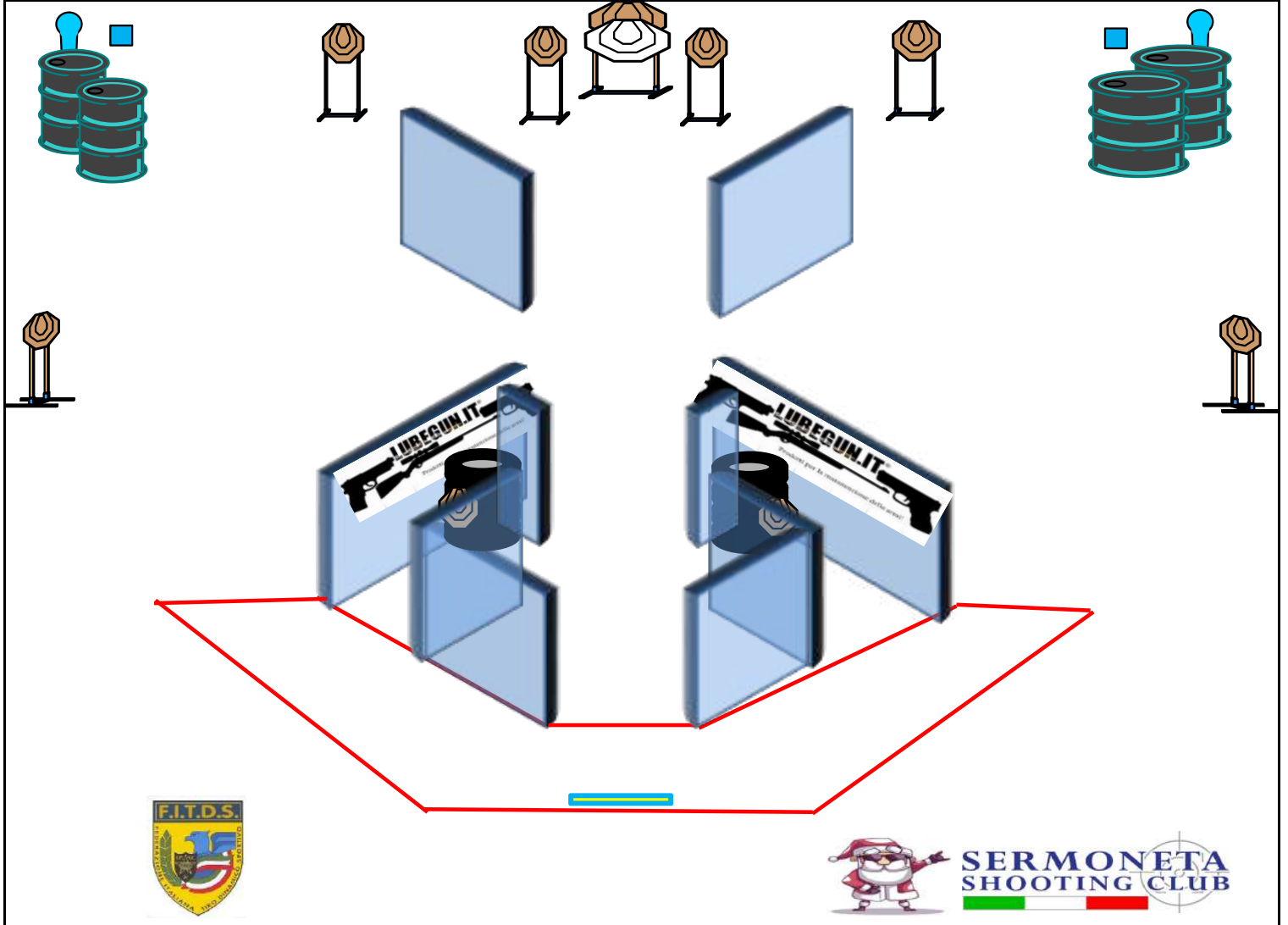
**Procedure:** At the beep engage targets

**Design Notes:** IMP3 activates IT4 and IT5 swinger that remain visible at the end of the movement

**Briefing Notes:** The safety angles are 90° lateral and the ball guard vertically. The facilities are hard cover. The score will be counted during the execution of the exercise; The shooter may delegate another shooter to verify the points.



## Stage 12: "LUBEGUN "



<b>Type:</b>	Medium Course	<b>Targets:</b>	
<b>Rounds to be scored:</b>	22	IPSC Targets	9
<b>Maximum Points:</b>	110	IPSC Poppers	0
<b>Start:</b>	Audible Signal	Plates	2
		No-Shoots	1
		IPSC Mini Targets	0
		IPSC Mini Poppers	2

**Start Position:** Heels on marks as shown

**Handgun/PCC Ready Condition:** loaded gun in holster

**Procedure:** At the beep engage targets

**Design Notes:**

**Briefing Notes:** The safety angles are 90° lateral and the ball guard vertically. The facilities are hard cover. The score will be counted during the execution of the exercise; The shooter may delegate another shooter to verify the points.