

Federazione Italiana Tiro Dinamico Sportivo



DISCIPLINA SPORTIVA
ASSOCIATA RICONOSCIUTA
DAL CONI

presenta

National Rifle

21-ott-18

Match Level III

n. 12 esercizi

n. 212 colpi minimi 1060 punteggio massimo

Match Director
Fabrizio Pesce

www.fitds.it

e-mail: segreteria@fitds.it



DISCIPLINA SPORTIVA
ASSOCIATA RICONOSCIUTA
DAL CONI

Contatti: segreteria federale Tel +39-030-8911092

Sito web: www.fitds.it

e-mail: segreteria@fitds.it / iscrizionegare@fitds.it

Munizionamento: munizionamento a cura del tiratore

Ristorazione: sul campo è presente un confortevole punto di ristoro

Regolamento: FITDS/IPSC rulebook last edition

Classifiche: Open, Standard, Open Manual, Standard Manual, Subgun, Mini Rifle, regolamento IPSC-FITDS

Premiazioni: Come da regolamento in vigore

Orari Gara: ritrovo 07,45 inizio gara ore 08,00

Range Master: a cura S.A.F.R.O.

Range Officers: a cura S.A.F.R.O.

***Tutti i tiratori devono essere in regola con i permessi per il trasporto e l'utilizzo delle proprie armi e munizioni
L'organizzazione declina ogni responsabilità per il mancato rispetto delle norme di Legge in vigore
Si richiama il rispetto dell'Art. 6 Capitolo IV relativo alle prescrizioni su abbigliamento e accessori***



DISCIPLINA SPORTIVA
ASSOCIATA RICONOSCIUTA
DAL CONI

HOTELS convenzionati:

Bed & Breakfast "Orso Pruno" - Via Zappaglia, 4/b - 25012 Calvisano (BS) - 339 5840957

Hotel Villa Francesca - Via Statale Isorella-Calvisano, 45 - 25010 Isorella (BS) - Tel. +39 030 9523043

Hotel Gambara - Via Campo Fiera, 22 - 25020 Gambara (BS) - Tel. +39 030 9956260

Hotel Odeon - Via Matteotti, 6 - 25016 Ghedi (BS) - Tel. +39 030 901158

Altri HOTELS:

Hotel Faro - Via Mantova, 60 - 25018 Montichiari (BS) - Tel. +39 030 9981136

Hotel Aurora - Via Trieste, 94 - 25018 Montichiari (BS) - Tel. +39 030 961319

Hotel Elefante - Via Trieste, 41/43 - 25018 Montichiari (BS) - Tel. +39 030 9650252

Hotel Garda - Via Brescia, 128 - 25018 Montichiari (BS) - Tel. +39 030 9651571

Park Hotel - Via Asola, 1 - 46040 Casalmoro (MN) - Tel. +39 0376 737706

COME RAGGIUNGERCI

La manifestazione sportiva avrà luogo presso il poligono di tiro SHOOTING ACADEMY ASD Via
Zappaglia - 25012 Calvisano (BS) - Strada Provinciale n° 29 fra Visano (BS) e Montichiari (BS)
COORDINATE GPS: 45.3277136,10.3800008

Per chi proviene dall'Autostrada A21: Uscita Manerbio (direzione Leno)

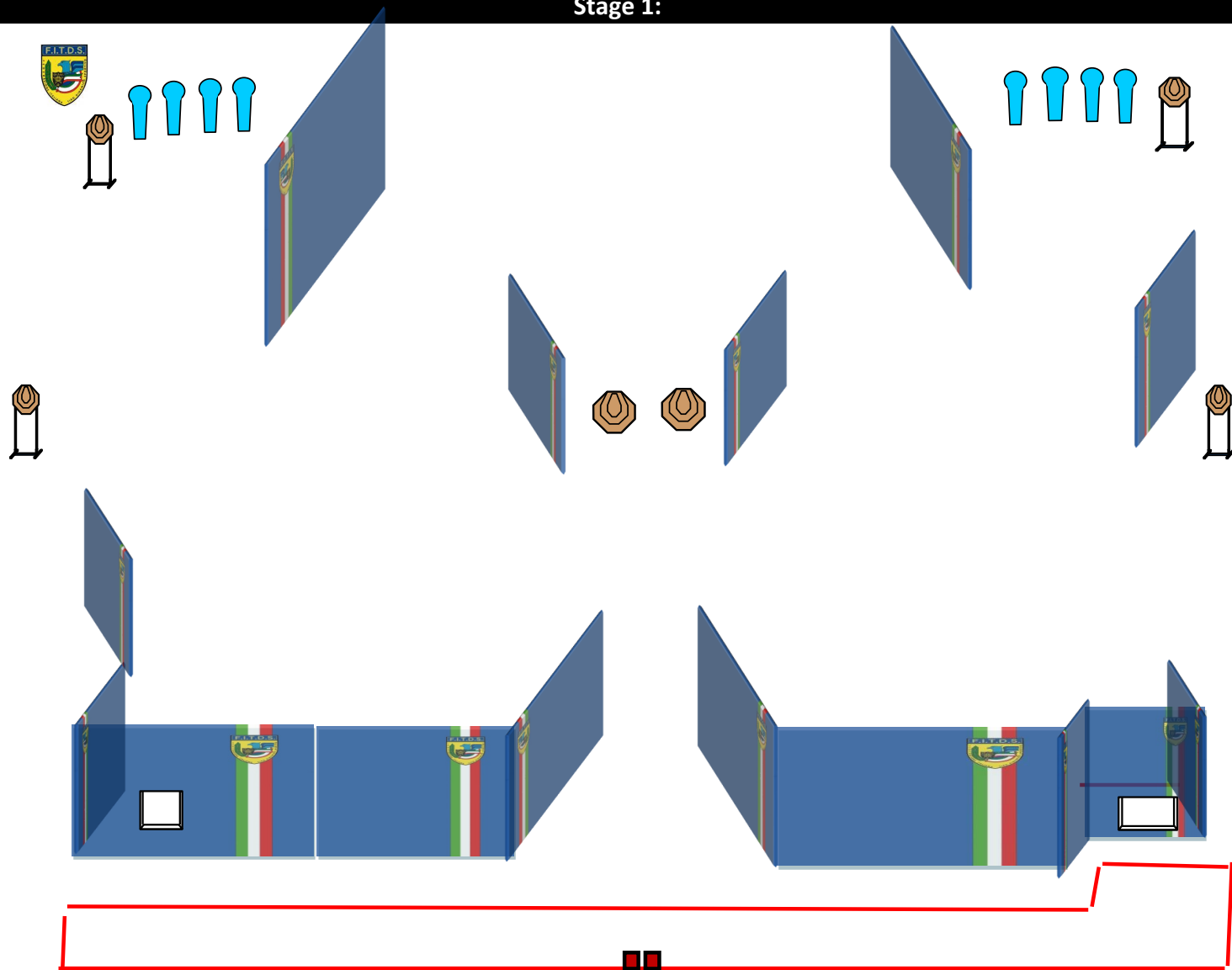
Per chi proviene dall'Autostrada A4 (da Venezia): Uscita Desenzano (direzione Montichiari)

Per chi proviene dall'Autostrada A4 (da Milano): Uscita Brescia Est (direzione Montichiari)

Match Profile

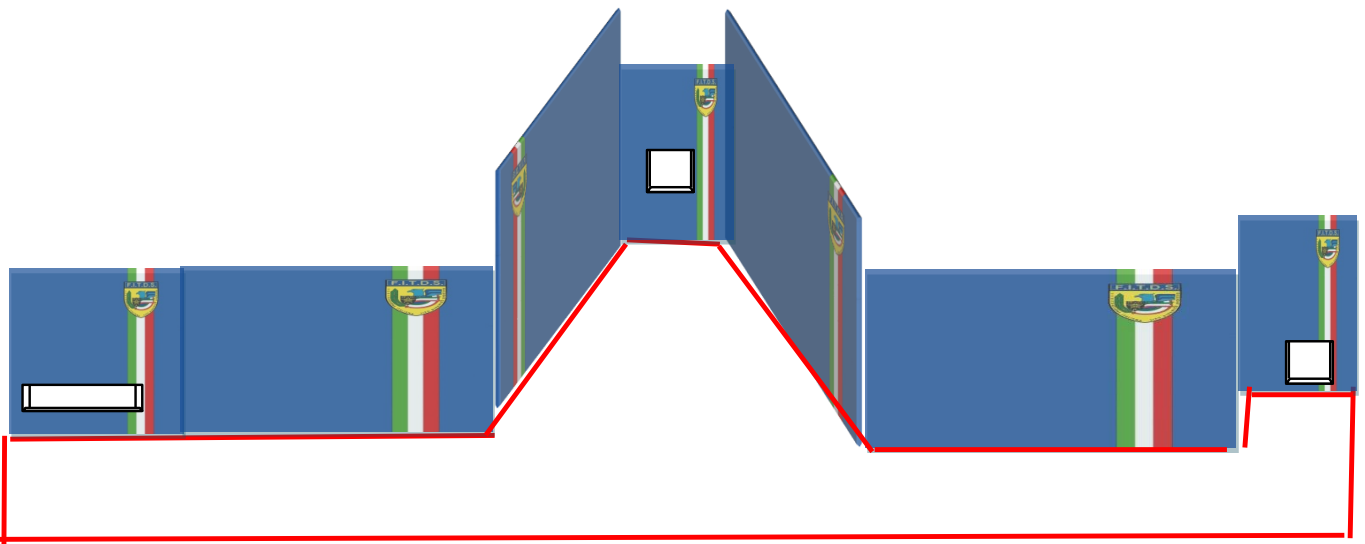



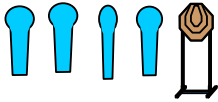
STAGE	EXERCISE TYPE	DISTANCE	IPSC TARGETS	IPSC MINI TARGETS	IPSC POPPERS	IPSC MINI POPPERS	IPSC PLATES	NO-SHOOTS	MINIMUM ROUNDS	MAX POINTS	STAGE %
1	Medium Course	15-100 m	2	4		8		some	20	100	9,43%
2	Medium Course	45-100 m		5	4		6	some	20	100	9,43%
3	Short Course	10-25 m		5				some	10	50	4,72%
4	Medium Course	5-30 m	10					some	20	100	9,43%
5	Medium Course	3-30 m	10					some	20	100	9,43%
6	Short Course	20-70 m	5					some	10	50	4,72%
7	Short Course	23-25 m	5					some	10	50	4,72%
8	Short Course	25 m		5				some	10	50	4,72%
9	Short Course	15-25 m		5				some	10	50	4,72%
10	Short Course	23-25 m	5					some	10	50	4,72%
11	Long Course	10-35 m		19				some	38	190	17,92%
12	Long Course	10-50 m		14		6		some	34	170	16,04%
											0,00%
											0,00%
											0,00%
											0,00%
											0,00%
											0,00%
Total			37	57	4	14	6	0	212	1060	100%

Stage 1:




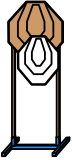
Type:	Medium Course	Targets:			
Minimum Rounds:	20	IPSC Targets	2	IPSC Mini Targets	4
Max Points:	100	IPSC Poppers	0	IPSC Mini Poppers	8
Distances:	15-100 m	IPSC Plates	0		
Start:	Audible Signal	No-Shoots	some		
Start Position:	Standing erect,heels touching the marks, rifle in ready condition,held in both hands.stock touching the competitors at hip level,trigger guard downwars,muzzlepointing downrange and finger outside the trigger guard				
Procedure:	At start signal engage all targets as they become visible ,from within the designated area				
Design Notes:					
Briefing Notes:	Safety angles: 90/90 and top of the berm. All barricade are hard cover. You can have a delegate while scoring				

Stage 2:



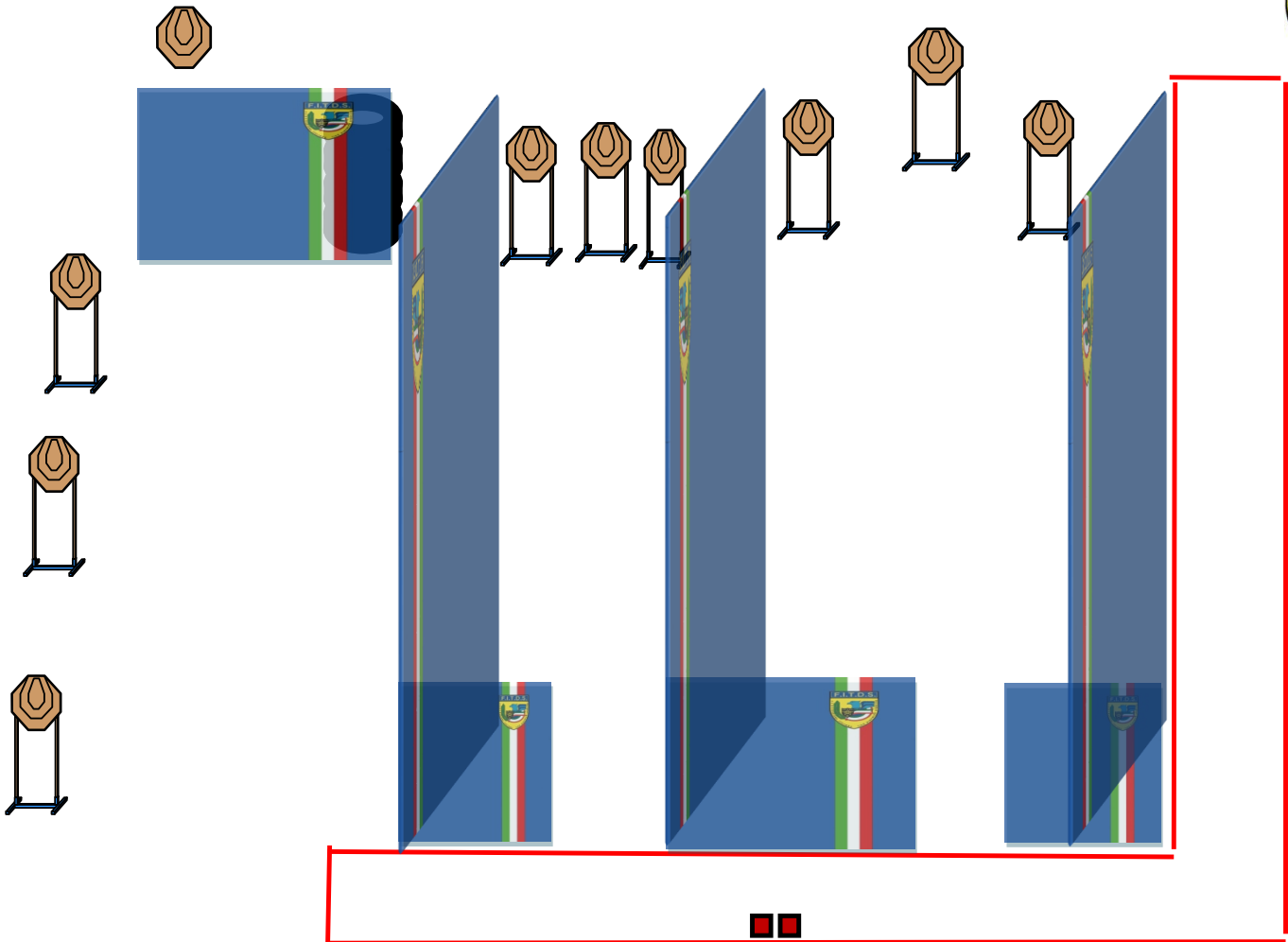
Type:	Medium Course	Targets:			
Minimum Rounds:	20	IPSC Targets	0	IPSC Mini Targets	5
Max Points:	100	IPSC Poppers	4	IPSC Mini Poppers	0
Distances:	45-100 m	IPSC Plates	6		
Start:	Audible Signal	No-Shoots	some		
Start Position:	Standing erect, anywhere in the shooting area, rifle in ready condition, held in both hands. stock touching the competitors at hip level, trigger guard downwards, muzzle pointing downrange and finger outside the trigger guard				
Procedure:	At start signal engage all targets as they become visible ,from within the designated area				
Design Notes:	.				
Briefing Notes:	Safety angles: 90/90 and top of the berm. All barricade are hard cover. You can have a delegate while scoring				

Stage 3:



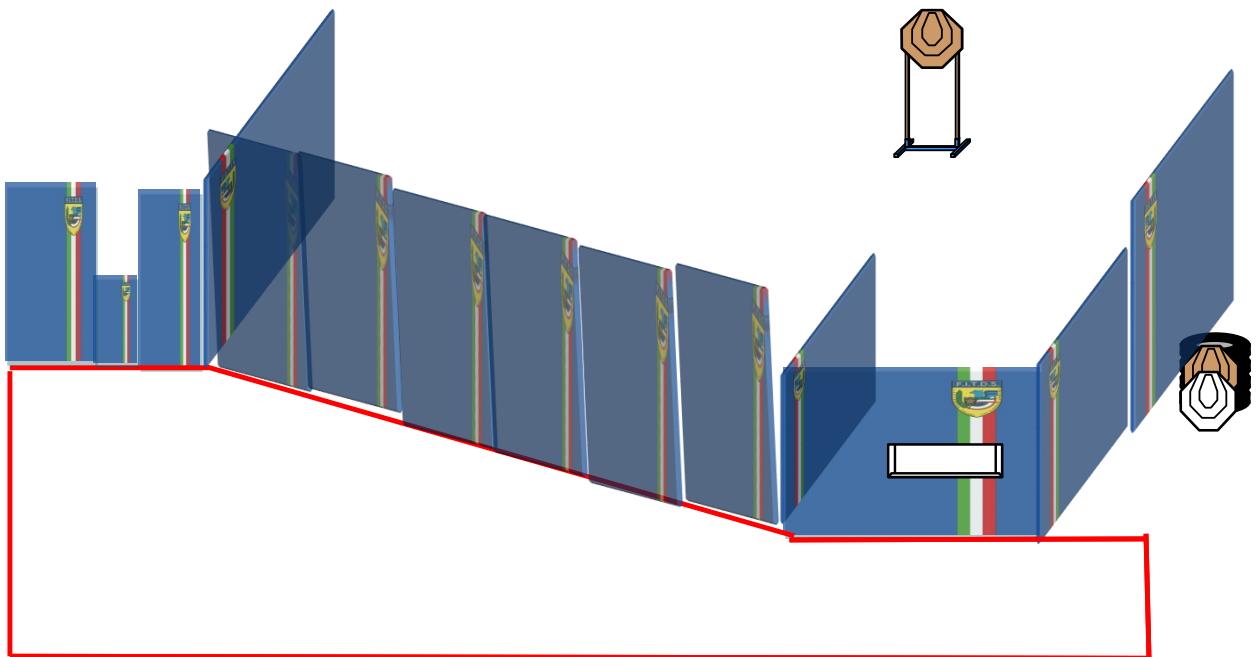
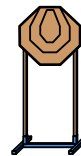
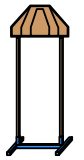
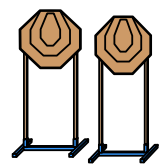
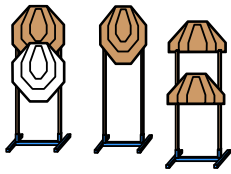
Type:	Short Course	Targets:			
Minimum Rounds:	10	IPSC Targets	0	IPSC Mini Targets	5
Max Points:	50	IPSC Poppers	0	IPSC Mini Poppers	0
Distances:	10-25 m	IPSC Plates	0		
Start:	Audible Signal	No-Shoots	some		
Start Position:	Standing erect, anywhere in the shooting area, rifle in ready condition, held in both hands. stock touching the competitors at hip level, trigger guard downwards, muzzle pointing downrange and finger outside the trigger guard				
Procedure:	At start signal engage all targets as they become visible, from within the designated area				
Design Notes:					
Briefing Notes:	Safety angles: 90/90 and top of the berm. All barricade are hard cover. You can have a delegate while scoring				

Stage 4:




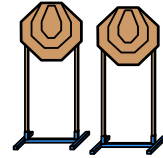
Type:	Medium Course	Targets:			
Minimum Rounds:	20	IPSC Targets	10	IPSC Mini Targets	0
Max Points:	100	IPSC Poppers	0	IPSC Mini Poppers	0
Distances:	5-30 m	IPSC Plates	0		
Start:	Audible Signal	No-Shoots	some		
Start Position:	Standing erect,rifle in ready condition,held in both hands.stock touching the competitors at hip level,trigger guard downwards,muzzlepointing downrange and finger outside the trigger guard,heels touching the marks				
Procedure:	At start signal engage all targets as they become visible ,from within the designated area				
Design Notes:					
Briefing Notes:	Safety angles: 90/90 and top of the berm. All barricade are hard cover. You can have a delegate while scoring				

Stage 5:



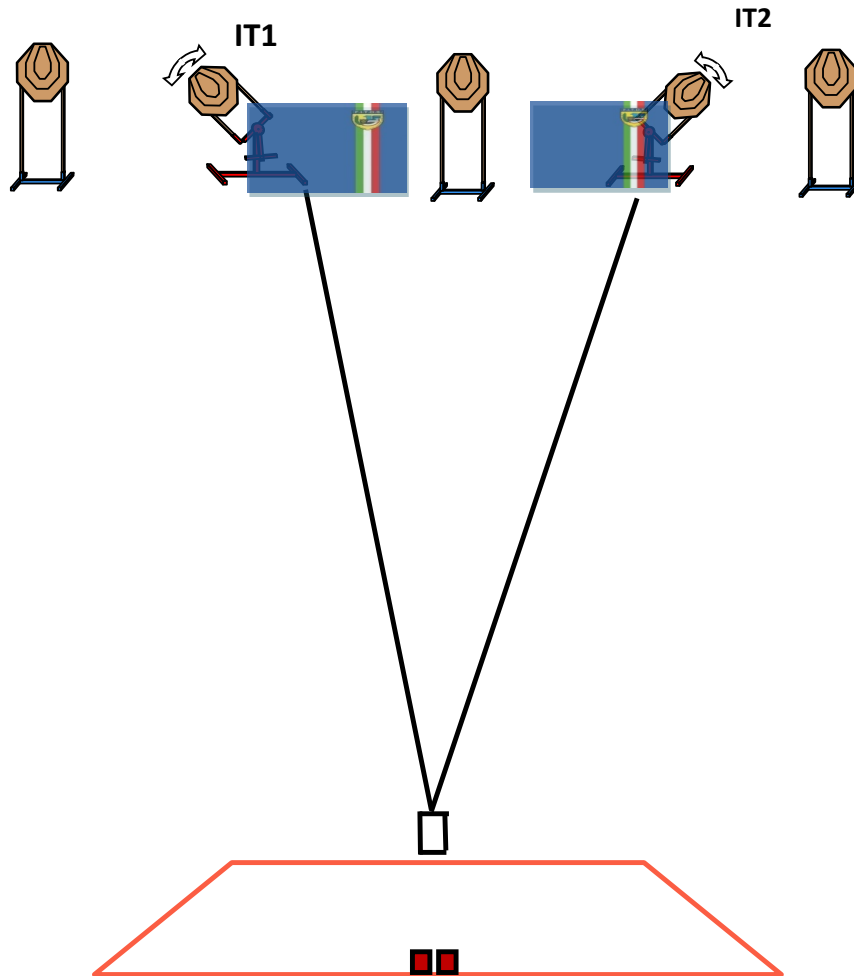
Type:	Medium Course	Targets:			
Minimum Rounds:	20	IPSC Targets	10	IPSC Mini Targets	0
Max Points:	100	IPSC Poppers	0	IPSC Mini Poppers	0
Distances:	3-30 m	IPSC Plates	0		
Start:	Audible Signal	No-Shoots	some		
Start Position:	Standing erect, anywhere in the shooting area, rifle in ready condition, held in both hands. stock touching the competitors at hip level, trigger guard downwards, muzzle pointing downrange and finger outside the trigger guard				
Procedure:	At start signal engage all targets as they become visible, from within the designated area				
Design Notes:					
Briefing Notes:	Safety angles: 90/90 and top of the berm. All barricade are hard cover. You can have a delegate while scoring.				

Stage 6:



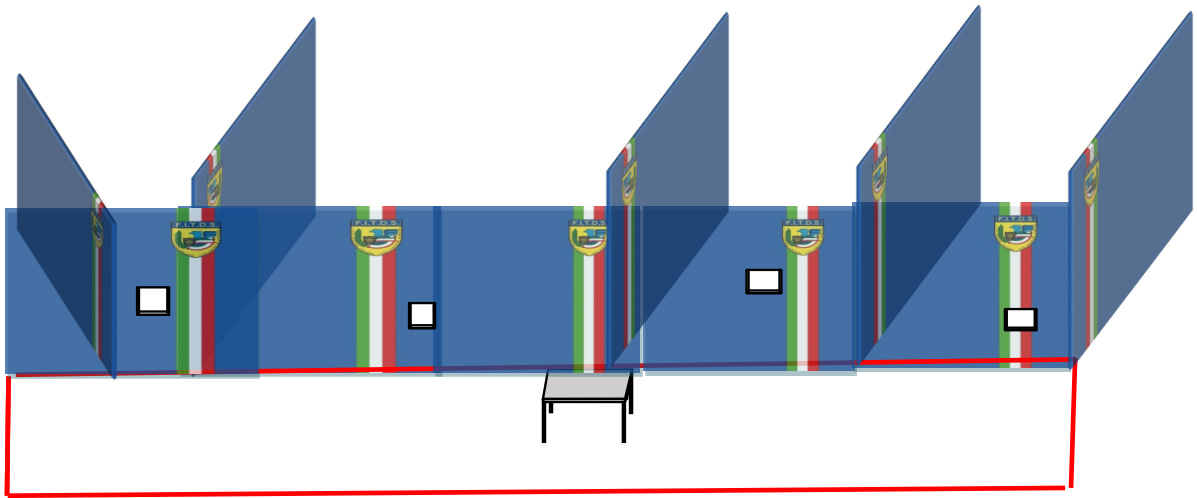
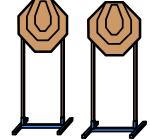
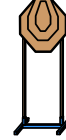
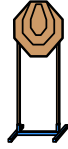
Type:	Short Course	Targets:			
Minimum Rounds:	10	IPSC Targets	5	IPSC Mini Targets	0
Max Points:	50	IPSC Poppers	0	IPSC Mini Poppers	0
Distances:	20-70 m	IPSC Plates	0		
Start:	Audible Signal	No-Shoots	some		
Start Position:	Standing erect,rifle unloaded opt 3 on the table				
Procedure:	At start signal engage all targets as they become visible ,from within the designated area				
Design Notes:	possible to shoot on the knee or laying on the ground				
Briefing Notes:	Safety angles: 90/90 and top of the berm. All barricade are hard cover. You can have a delegate while scoring				

Stage 7:




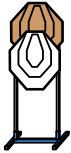
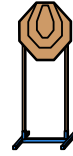
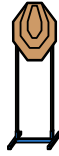
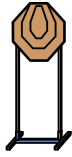
Type:	Short Course	Targets:			
Minimum Rounds:	10	IPSC Targets	5	IPSC Mini Targets	0
Max Points:	50	IPSC Poppers	0	IPSC Mini Poppers	0
Distances:	23-25 m	IPSC Plates	0		
Start:	Audible Signal	No-Shoots	some		
Start Position:	Standing erect,rifle in ready condition,held in both hands.stock touching the competitors at hip level,trigger guard downwars,muzzlepointing downrange and finger outside the trigger guard, Heels touching the marks				
Procedure:	At start signal engage all targets as they become visible ,from within the designated area				
Design Notes:	by pulling the rope release IT1 end IT2 which remain visible at rest				
Briefing Notes:	Safety angles: 90/90 and top of the berm. All barricade are hard cover. You can have a delegate while scoring				

Stage 8:



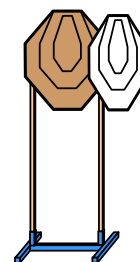
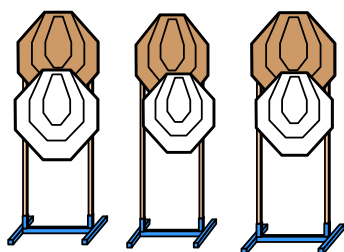
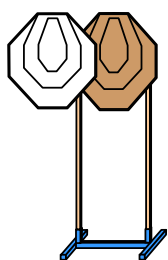
Type:	Short Course	Targets:			
Minimum Rounds:	10	IPSC Targets	0	IPSC Mini Targets	5
Max Points:	50	IPSC Poppers	0	IPSC Mini Poppers	0
Distances:	25 m	IPSC Plates	0		
Start:	Audible Signal	No-Shoots	some		
Start Position:	Standing relax anywere in the shooting area,gun unloaded (opt3) on the table, uzzle pointing downrange				
Procedure:	At start signal engage all targets as they become visible ,from within the designated area				
Design Notes:					
Briefing Notes:	Safety angles: 90/90 and top of the berm. All barricade are hard cover. You can have a delegate while scoring				

Stage 9:



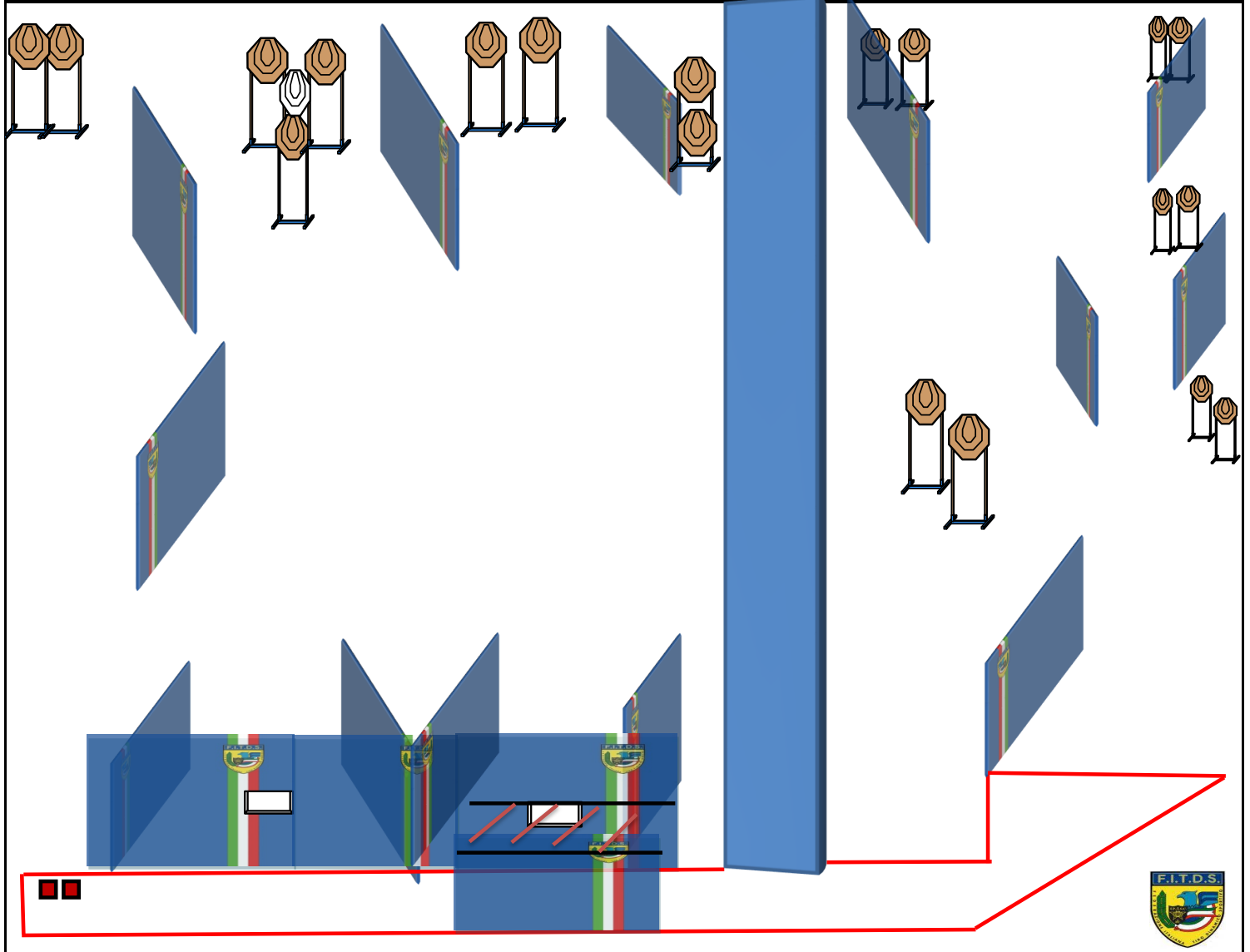
Type:	Short Course	Targets:			
Minimum Rounds:	10	IPSC Targets	0	IPSC Mini Targets	5
Max Points:	50	IPSC Poppers	0	IPSC Mini Poppers	0
Distances:	15-25 m	IPSC Plates	0		
Start:	Audible Signal	No-Shoots	some		
Start Position:	Sitting on the chair, feet must not touch the ground as demonstrated by the RO, gun opt 2 at hip level				
Procedure:	At start signal engage all targets as they become visible ,from within the designated area				
Design Notes:					
Briefing Notes:	Safety angles. 90/90 and top of the berm. All barricade are hard cover. You can have a delegate while scoring				

Stage 10:



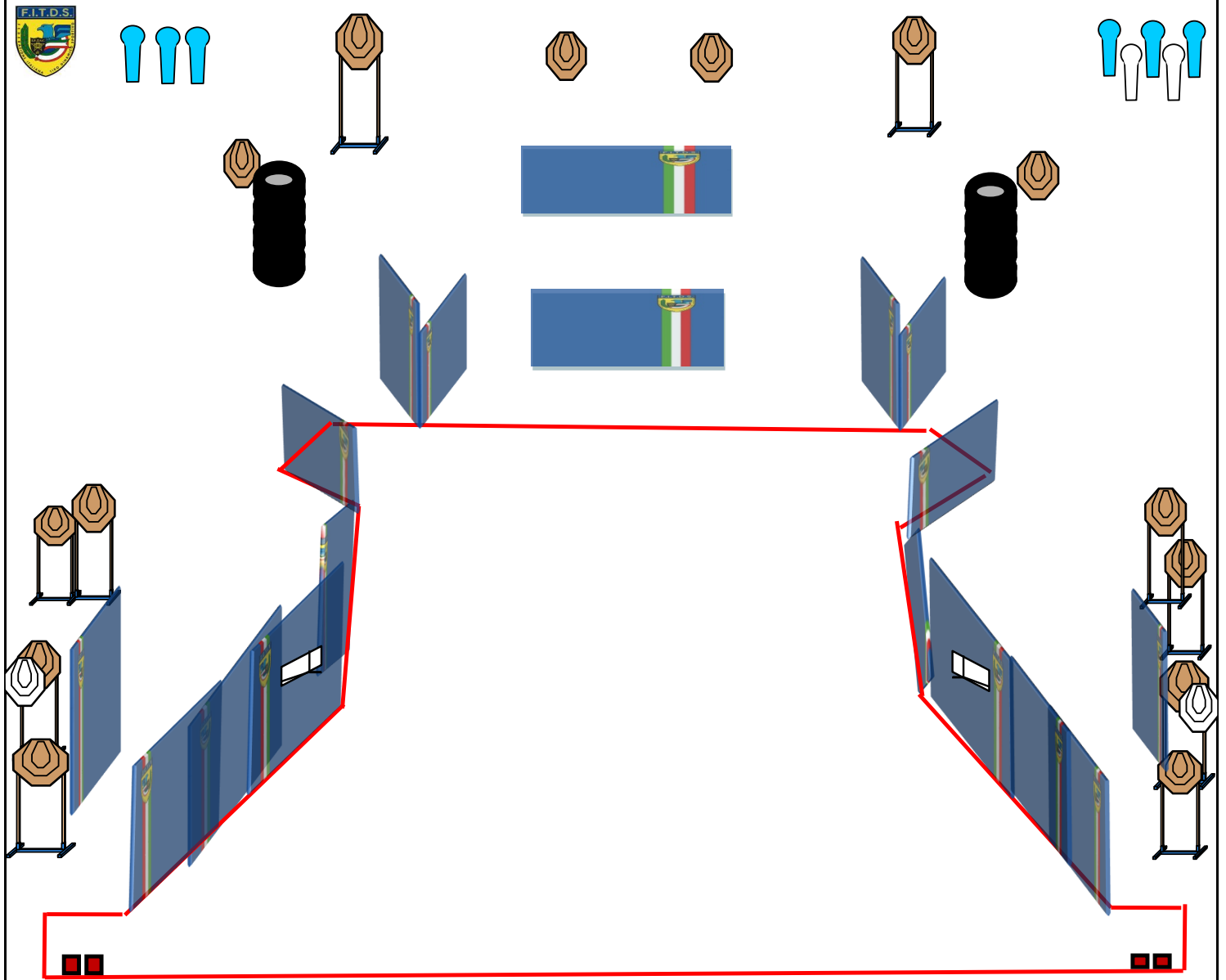
Type:	Short Course	Targets:			
Minimum Rounds:	10	IPSC Targets	5	IPSC Mini Targets	0
Max Points:	50	IPSC Poppers	0	IPSC Mini Poppers	0
Distances:	23-25 m	IPSC Plates	0		
Start:	Audible Signal	No-Shoots	some		
Start Position:	Standing erect,rifle in ready condition,held in both hands.stock touching the competitors at hip level,trigger guard downwars,muzzlepointing downrange and finger outside the trigger guard				
Procedure:	At start signal engage all targets as they become visible ,from within the designated area				
Design Notes:					
Briefing Notes:	Safety angles: 90/90 and top of the berm. All barricade are hard cover. You can have a delegate while scoring.				

Stage 11:



Type:	Long Course	Targets:			
Minimum Rounds:	38	IPSC Targets	0	IPSC Mini Targets	19
Max Points:	190	IPSC Poppers	0	IPSC Mini Poppers	0
Distances:	10-35 m	IPSC Plates	0		
Start:	Audible Signal	No-Shoots	some		
Start Position:	Standing erect,rifle in ready condition,held in both hands.stock touching the competitors at hip level,trigger guard downwars,muzzlepointing downrange and finger outside the trigger guard toes touching the marks				
Procedure:	At start signal engage all targets as they become visible ,from within the designated area nal engage all targets as they become visible ,from within the designated area				
Design Notes:					
Briefing Notes:	Safety angles: 90/90 and top of the berm. All barricade are hard cover. You can have a delegate while scoring				

Stage 12:




Type:	Long Course	Targets:			
Minimum Rounds:	34	IPSC Targets	0	IPSC Mini Targets	14
Max Points:	170	IPSC Poppers	0	IPSC Mini Poppers	6
Distances:	10-50 m	IPSC Plates	0		
Start:	Audible Signal	No-Shoots	some		
Start Position:	Standing erect,gun loaded, chamber empty (opt 2) ,held in both hands.stock touching the competitors at hip level,trigger guard downwars,muzzlepointing downrange and finger outside the trigger guard. Heels touching the marks,				
Procedure:	At start signal engage all targets as they become visible ,from within the designated area				
Design Notes:					
Briefing Notes:	Safety angles: 90/90 and top of the berm. All barricade are hard cover. You can have a delegate while scoring				

SPONSOR FITDS



new BULLETS ROMA srl



ARMERIA **BRIXIA** 
SHOOTING STORE
Via Lecco n° 10 BRESCIA
Tel./Fax: 030/3531225
info@brixia shooting.it www.brixia shooting.it



