



**FEDERAZIONE ITALIANA
TIRO DINAMICO SPORTIVO**



Disciplina Sportiva
Associata al **Coni**

25068 Sarezzo (BS) – Via Repubblica, 197
Tel. 030/8911092 – Fax 030/8913070
P.IVA: 01712400983 C.F.: 97108900156
E-mail: segreteria@fitds.it <http://www.fitds.it>

Present

Handgun National 2012

(Level III Match)



12/13/14 OTTOBRE 2012 – BASSIANO (LT)
Division Open, Standard, Production,
Revolver, Classic



**FEDERAZIONE ITALIANA
TIRO DINAMICO SPORTIVO**



Disciplina Sportiva
Associata al **Coni**

FITDS is glad to Invite you at
Handgun National 2012
Shooting Range of Bassiano - Latina

IPSC MATCH Level III – 18 STAGES – 402 ROUNDS MIN.

MATCH INFO: Match will be held in Bassiano (Latina) Shooting Range on Friday 12, Saturday 13 and Sunday 14 of October. Each competitor will shoot 6 stages per day. Competitors will be required to be on the range at 7:30 a.m. The Match will begin at 8:00 a.m.. (1st round) and at 13.00 (2nd round).

7 days before the match the schedule will be published

REGISTRATION: Please state clearly in your registration request Family Name, Given Name, Division, Class and Category (if any), Power Factor, You can send your request to Segreteria or to our RD Silvia Bussi , .

- Segreteria FITDS: fax +39 030 8911092 – e-mail segreteria@fitds.it
- RD Italy: Silvia Bussi e-mail bus.si@libero.it

The entry fee is Euro 120,00=, Junior Euro 60,00= on the payment you have to write your name and inscription “National handgun 2012”.

The registration will be complete only by receiving copy of the payment by mail or by fax for the 30th of september. Banco di Brescia Spa Ag.: Gardone Val Trompia

IBAN: IT96Q0350054540000000012506 BICC: BCABIT21

CONTACT Segreteria F.I.T.D.S Tel. E fax : +39.030.8911.092 E-Mail: segreteria@fitds.it

MATCH DIRECTOR: Sig. Eugenio FASULO

STAGE DESIGNER: Commissione Sportiva F.I.T.D.S.

RANGE MASTER: A cura dell’A.I.R.O.

AMMUNITION: Due to Italian Law, the 9x19 parabellum is severely forbidden!!! 9x21 IMI, 38 super auto, 40 s&w, 45 ACP etc. calibers are allowed. No restriction on ammunition type (lead, copper plated, FMJ accepted). No ammunition available for purchase on the range.

COORDINATE PER RAGGIUNGERE IL CAMPO DI TIRO

coordinate (longitude, latitude):

13.0128199 EST; 41.5663835 NORD

Percorso da Roma attraverso SS 148:

- Arrivare B.Go Piave, Latina
- Alla rotonda, prendere la 5° uscita Continuare su: SP30
- Attraversare Latina Scalo, Prendere SP31 / Viale delle Industrie, Prendere SP31 / Viale delle Industrie, Uscita Latina Scalo
- Prendere SP34
- Attraversare Bivio di Doganella, Continuare su: SP34 / Via le Pastine , Prendere Via Sermonetana, Uscita Bivio di Doganella
- Continuare su: Via Sermonetana
- Attraversare Sermoneta Scalo
- Continuare su: Via Sermonetana, Girare a sinistra: Via Norbana
- Uscita Sermoneta Scalo, Continuate dritto, Girare a destra: SP17
- Arrivo: Bassiano, Via Valvisciolo

Percorso da autostrada A1, uscita Frosinone:

- Prendere l'uscita in direzione: FROSINONE
- Seguire la direzione: LATINA , CECCANO , PRIVERNO, TERRACINA
- Continuare su: SS156
- Attraversare Sezze Scalo: Continuare su: SS156 / Via Veneto, Girare a destra: SP17 / Via Calabria, Prendere SP17 / Via Chiesa Nuova
- Uscita Sezze Scalo
- Prendere SP17
- Arrivo: Bassiano, Via Valvisciolo

HOTELS CONVENZIONATI

Agriturismo Casa Marsilia v. Valvisciolo, 41 Bassiano (LT) 3496711094
Hotel Excelsior P. Caetani Latina Scalo (LT) 0773630293 – 630462
Maggiara Hotel Via dei Volsini, 28 Latina 0773 268744

www.casamarsilia.it
www.gruppoflamini.com
www.maggiarahotel.it

Sul campo sarà attivo un punto di ristoro

Esercizi:

AREA 1

<u>Nr. stage</u>	<u>Target</u>	<u>Mini P.Popper</u>	<u>Plate</u>	<u>Swinger</u>	<u>Bobber</u>	<u>N/S</u>	<u>Colpi Min</u>	<u>Punti Max</u>	<u>Stage Factor</u>
1	9	4	2	--	--	3	24	120	7.0175%
2	4	4	--	--	2	2	12	60	3.5087%
3	6	7	3	2	--	5	22	110	6.4327%
4	16	--	--	--	--	2	32	160	9.3567%
5	6	--	--	--	--	5	12	60	3.5087%
6	4	4	--	--	--	4	12	60	3.5087%
TOT.	45	19	5	2	2	21	114	570	33.333%

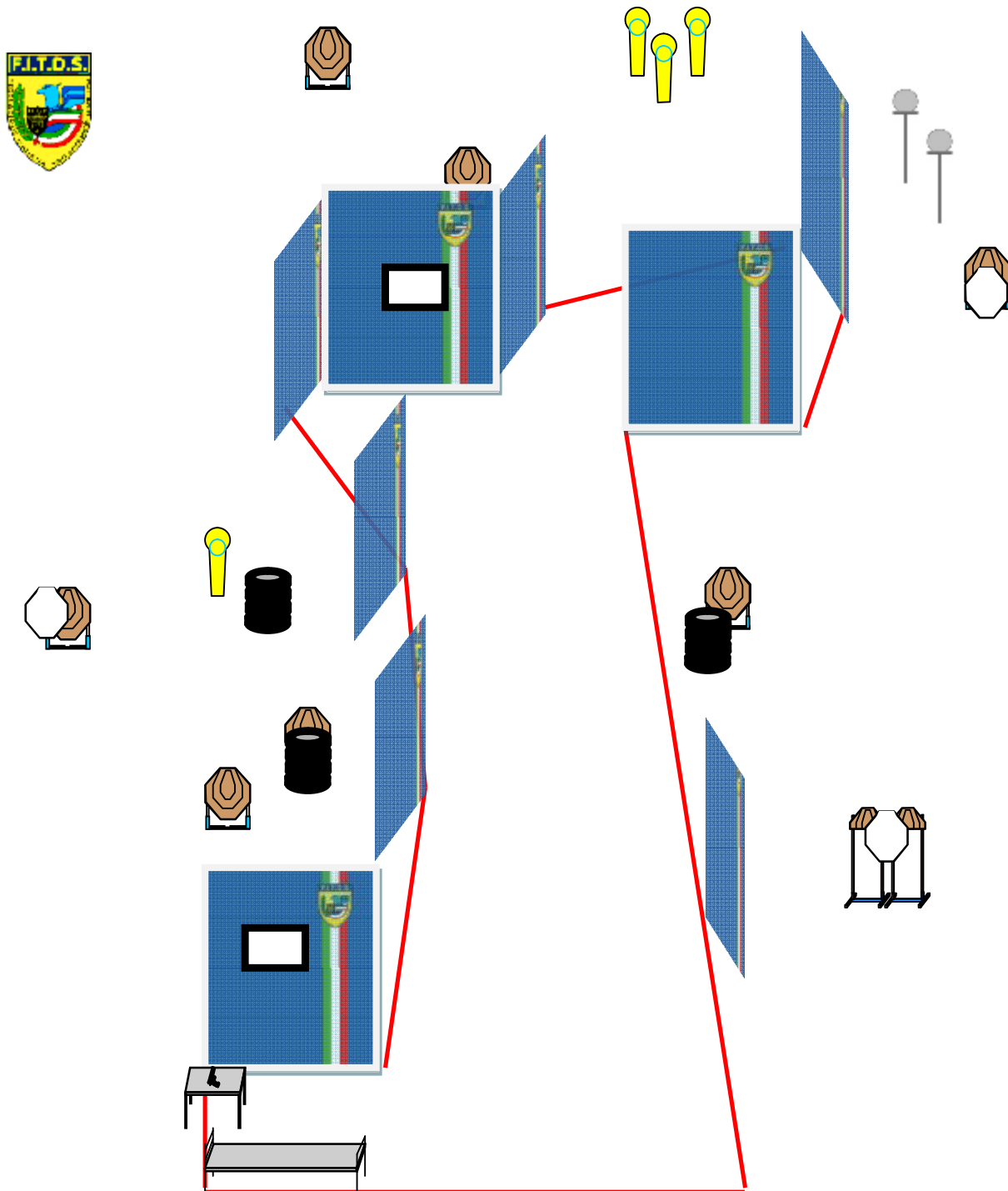
AREA 2

<u>Nr. stage</u>	<u>Target</u>	<u>Mini P.Popper</u>	<u>Plate</u>	<u>Swinger</u>	<u>Bobber</u>	<u>N/S</u>	<u>Colpi Min</u>	<u>Punti Max</u>	<u>Stage Factor</u>
7	5 (mini)	-	2	--	--	3	12	60	3.5087%
8	5	2	--	--	--	1	12	60	3.5087%
9	11	2	--	--	1	1	24	120	7.0175%
10	4	2	2	--	2	--	12	60	3.5087%
11	9	2	2	1	--	--	22	110	6.4327%
12	14	2	2	--	--	2	32	160	9.3567%
TOT.	48	10	8	1	3	7	114	570	33.333%

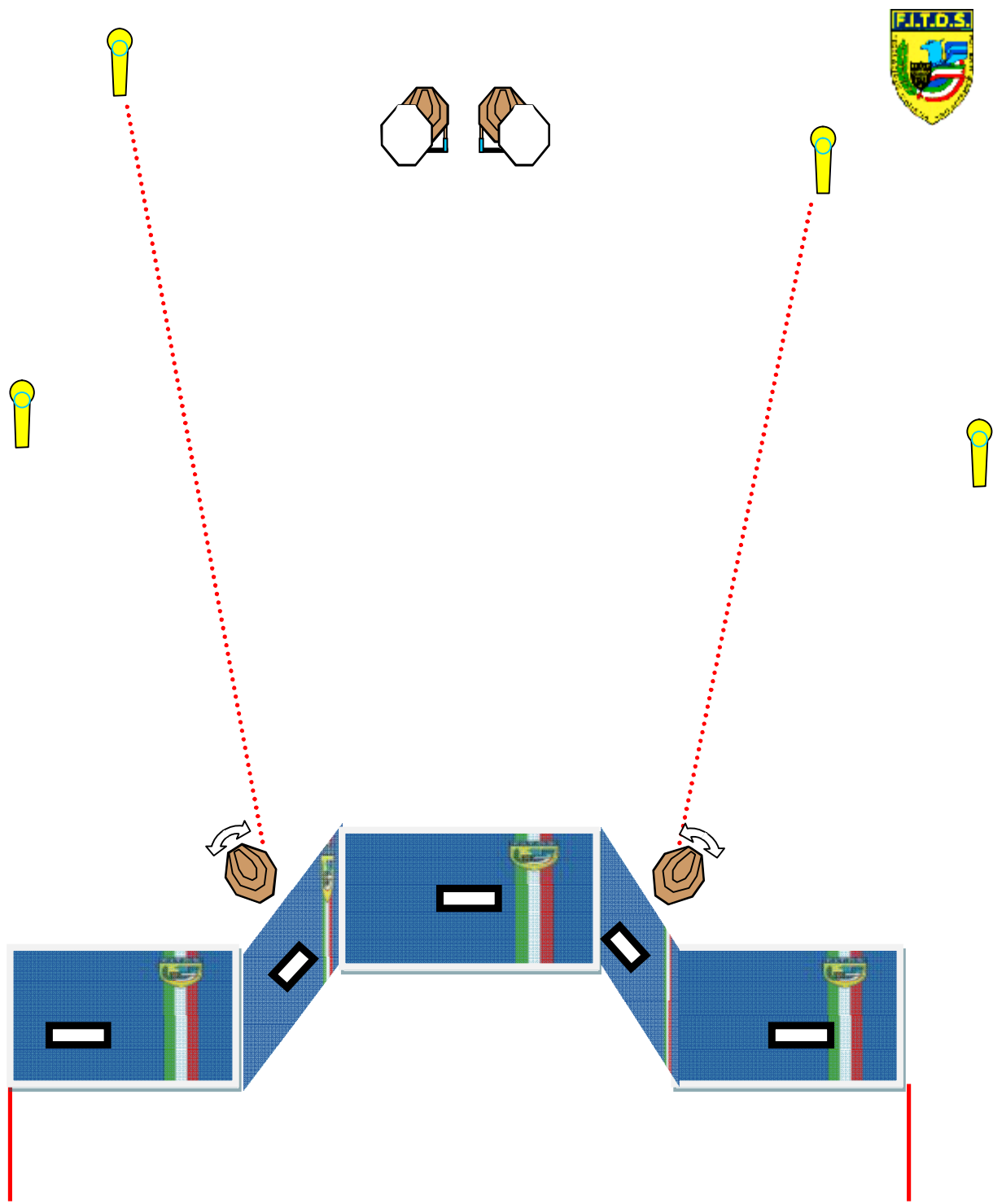
AREA 3

<u>Nr. stage</u>	<u>Target</u>	<u>Mini P.Popper</u>	<u>Plate</u>	<u>Swinger</u>	<u>Bobber</u>	<u>N/S</u>	<u>Colpi Min</u>	<u>Punti Max</u>	<u>Stage Factor</u>
13	3	3	3	--	1	2	12	60	3.5087%
14	9	2	2	--	2	2	22	110	6.4327%
15	9	6	--	--	--	3	24	120	7.0175%
16	5	1	1	1	--	--	12	60	3.5087%
17	4	2	2	--	--	2	12	60	3.5087%
18	13	2	4	--	--	2	32	160	9.3567%
TOT.	43	16	12	1	3	11	114	570	33.333%

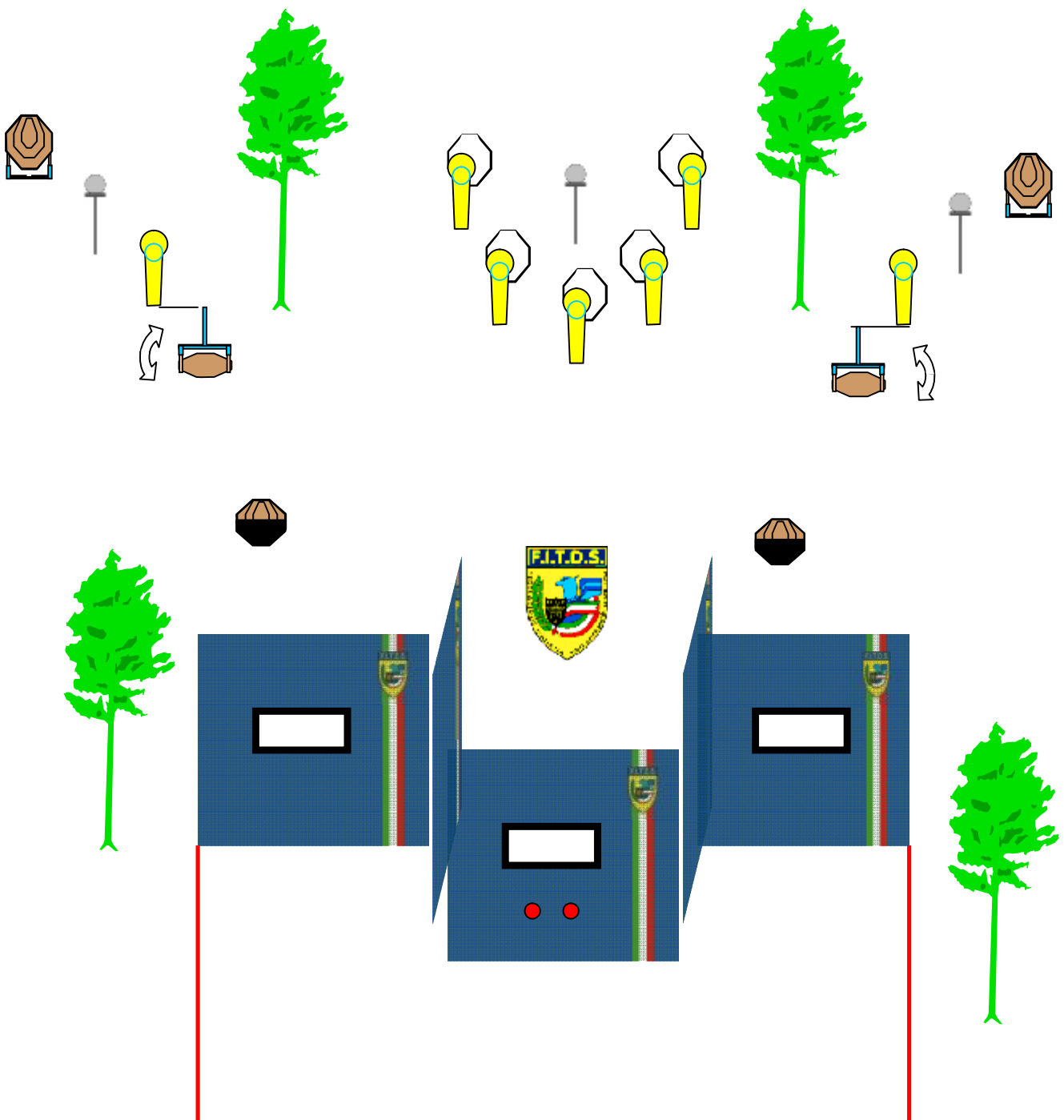
STAGE 1		MEDIUM COURSE
SCORING min ROUN.DS POINTS DISTANCES. TARGETS - 3 Ns	COMSTOCK 24 120 5/18 MT 9 IPSC Target, 4 mini PP, 2 PI,	SAFETY ANGLE: 180° HORIZONTAL BACKSTOP VERTICALLY. RULES: ASP PER CURRENT IPSC RULES BOOK. START/STOP: AUDIBLE SIGNAL, LAST SHOT
START POSITION: Laying on the back, hands under the head, gun on the table, magazine inserted, chamber empty.		PROCEDURE, AT START SIGNAL ENGAGE ALL TARGETS AS THEY BECOME VISIBLE FROM WITHIN THE DESIGNATED AREA.



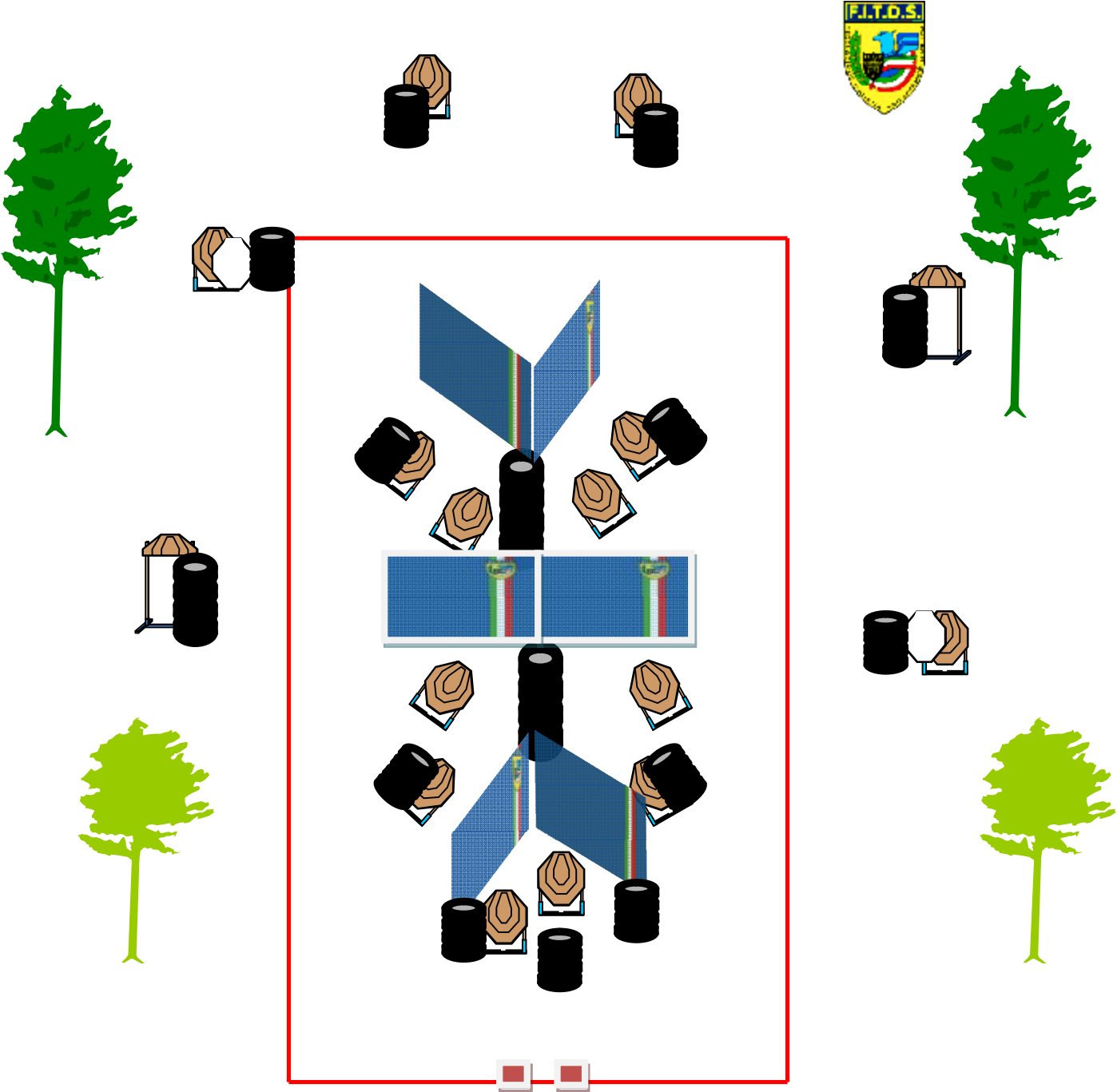
STAGE	2	SHORT COURSE
SCORING.	COMSTOCK	SAFETY ANGLE:
MIN ROUNDS	12	180° HORIZONTAL
POINTS	60	BACKSTOP VERTICALLY.
DISTANCES	3/12 METRI	RULES: ASP PER CURRENT IPSC RULES BOOK.
Trgets -	4 IPSC Tg, 4 mini PP, 2 Ns	START/STOP: AUDIBLE SIGNAL, LAST SHOT
START POSITION: Standing erect, inside the shooting area, hands over the shoulder, gun loaded and holstered.		PROCEDURE, AT START SIGNAL ENGAGE ALL TARGETS AS THEY BECOME VISIBLE FROM WITHIN THE DESIGNATED AREA. All Barricades are Hard Cover. PP3 when hit activate bobber T2 - PP4 activate bobber T7.



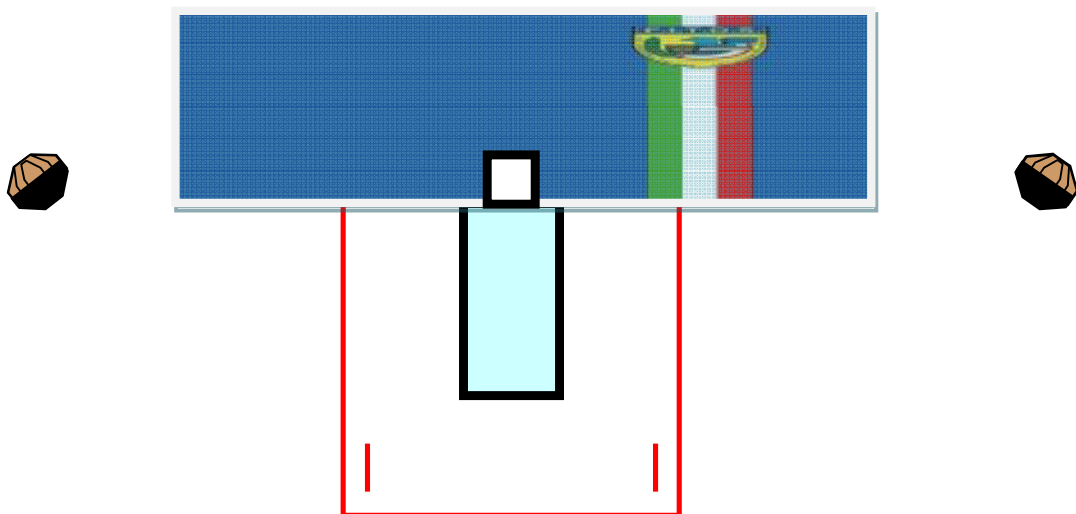
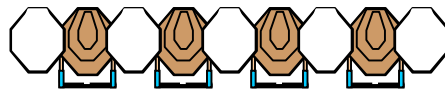
STAGE 3		MEDIUM COURSE
SCORING	COMSTOCK	SAFETY ANGLE:
MINIMUM ROUNDS	22	180° HORIZONTAL
POINTS	110	BACKSTOP VERTICALLY.
DISTANCES	3/16 Mt.	RULES: ASP PER CURRENT IPSC RULES BOOK.
TARGETS	6 IPSC Target, 7 mini P, 3 PI, 5 Ns	START/STOP: AUDIBLE SIGNAL, LAST SHOT
START POSITION: Standing erect, hands at the marks, gun loaded and holstered.		PROCEDURE, AT START SIGNAL ENGAGE ALL TARGETS AS THEY BECOME VISIBLE FROM WITHIN THE DESIGNATED AREA. All Barricades are Hard Cover. PP1, when hit make appear T2, PP2, when hit make appear T4 which remain visible at rest.



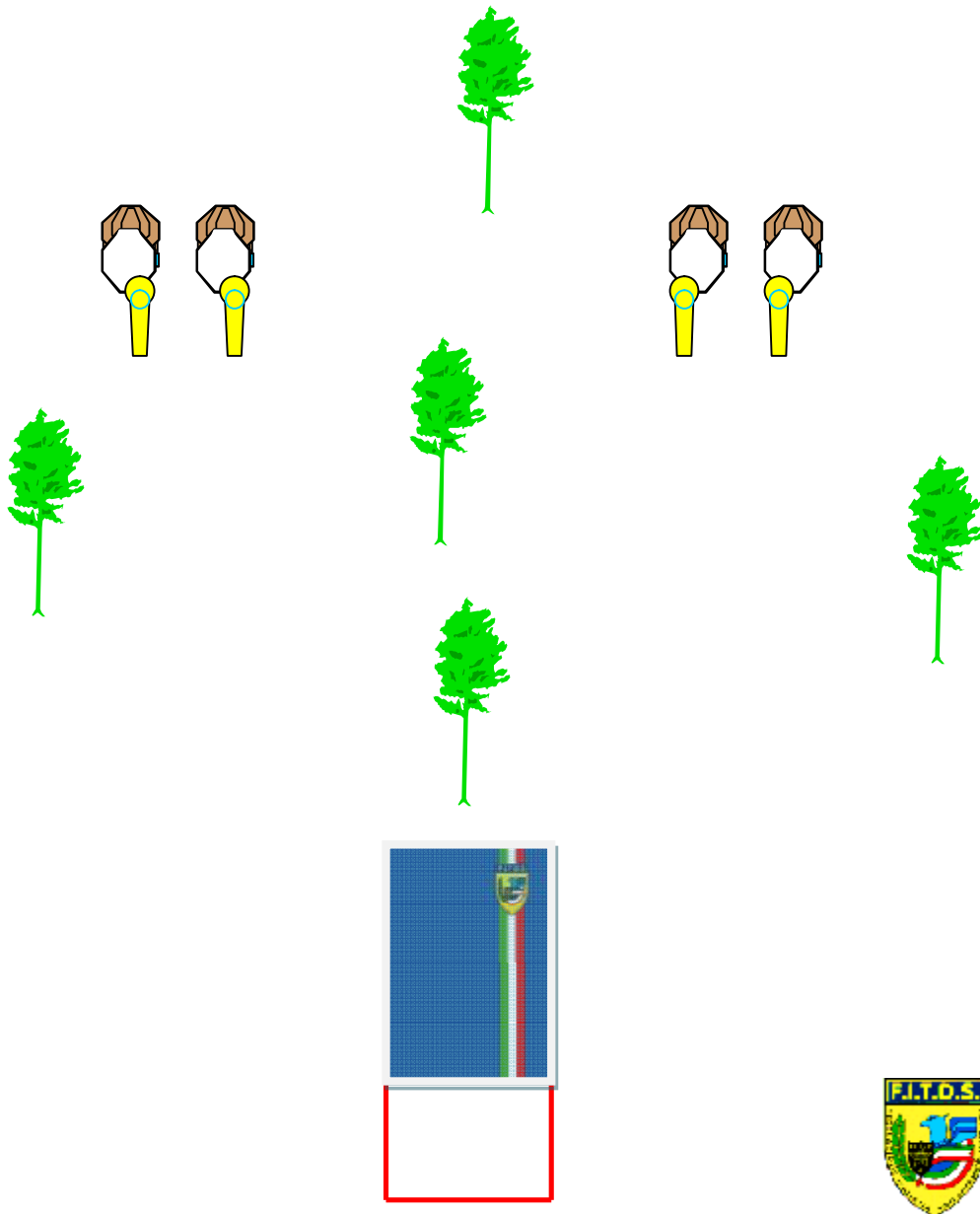
STAGE	4	LONG COURSE
SCORING	COMSTOCK	SAFETY ANGLE:
MINIMUM ROUNDS	32	180° HORIZONTAL
POINTS	160	BACKSTOP VERTICALLY.
DISTANCES	5/15 Mt.	RULES: ASP PER CURRENT IPSC RULES BOOK.
TARGETS	16 IPSC Target, 2 Ns	START/STOP: AUDIBLE SIGNAL, LAST SHOT
START POSITION: Both feet on the mark, back to the Back to the targets ,both hand holding a hose, gun totally empty, all magazines at the belt.		PROCEDURE, AT START SIGNAL ENGAGE ALL TARGETS AS THEY BECOME VISIBLE FROM WITHIN THE DESIGNATED AREA. All Barricades are Hard Cover.



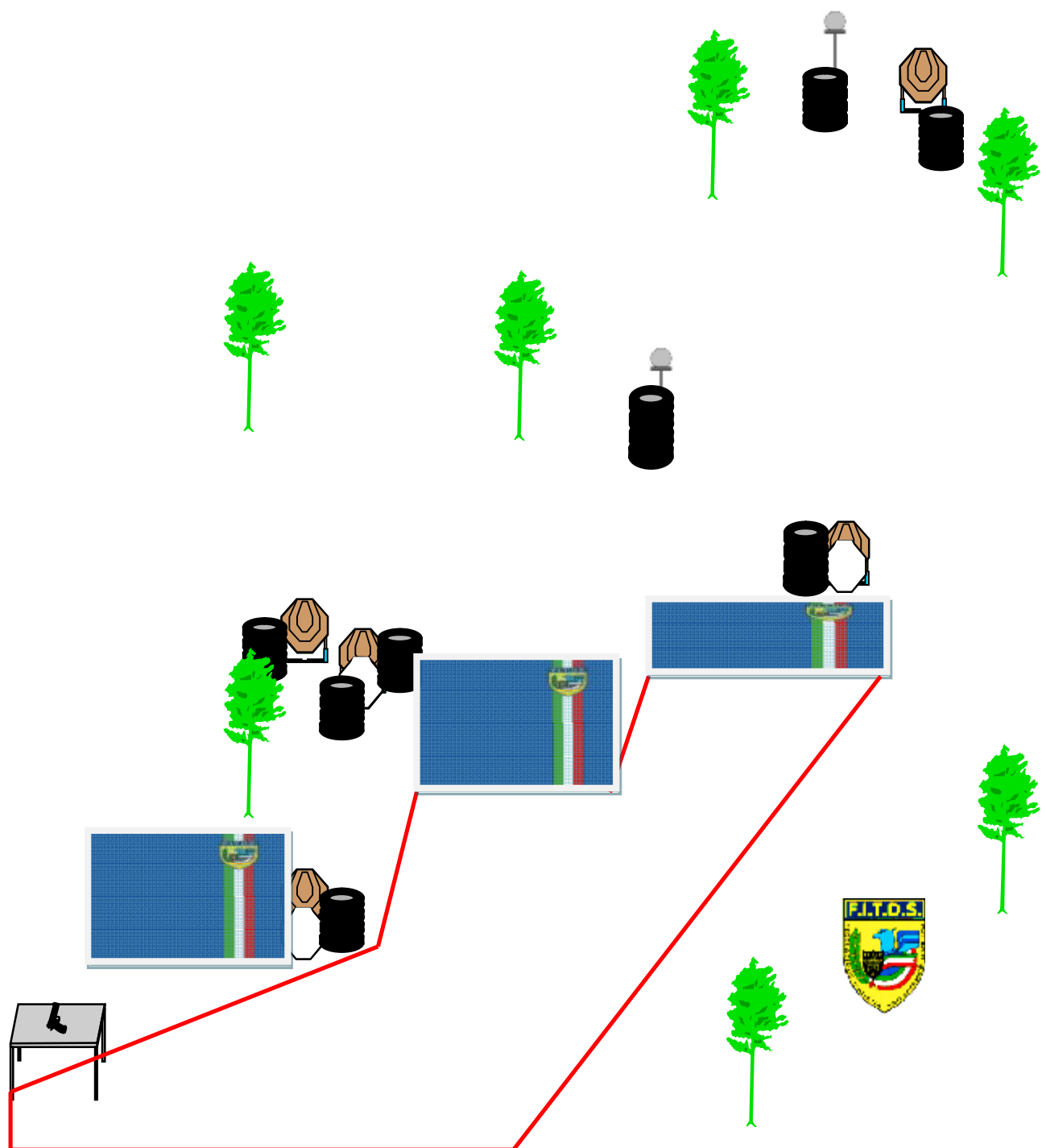
STAGE	5	SHORT COURSE
SCORING	COMSTOCK	SAFETY ANGLE:
MINIMUM ROUNDS	12	180° HORIZONTAL
POINTS	60	BACKSTOP VERTICALLY.
DISTANCES	5/20 Mt.	RULES: ASP PER CURRENT IPSC RULES BOOK.
TARGETS	6 IPSC Target, 5 Ns	START/STOP: AUDIBLE SIGNAL, LAST SHOT
POSIZIONE DI PARTENZA. Standing erect, the feet astride the wood, in "A" or in B", gun loaded and holstered, both hands holding a Shotgun (toy).		PROCEDURE, AT START SIGNAL ENGAGE ALL TARGETS AS THEY BECOME VISIBLE FROM WITHIN THE DESIGNATED AREA. All Barricades are Hard Cover.



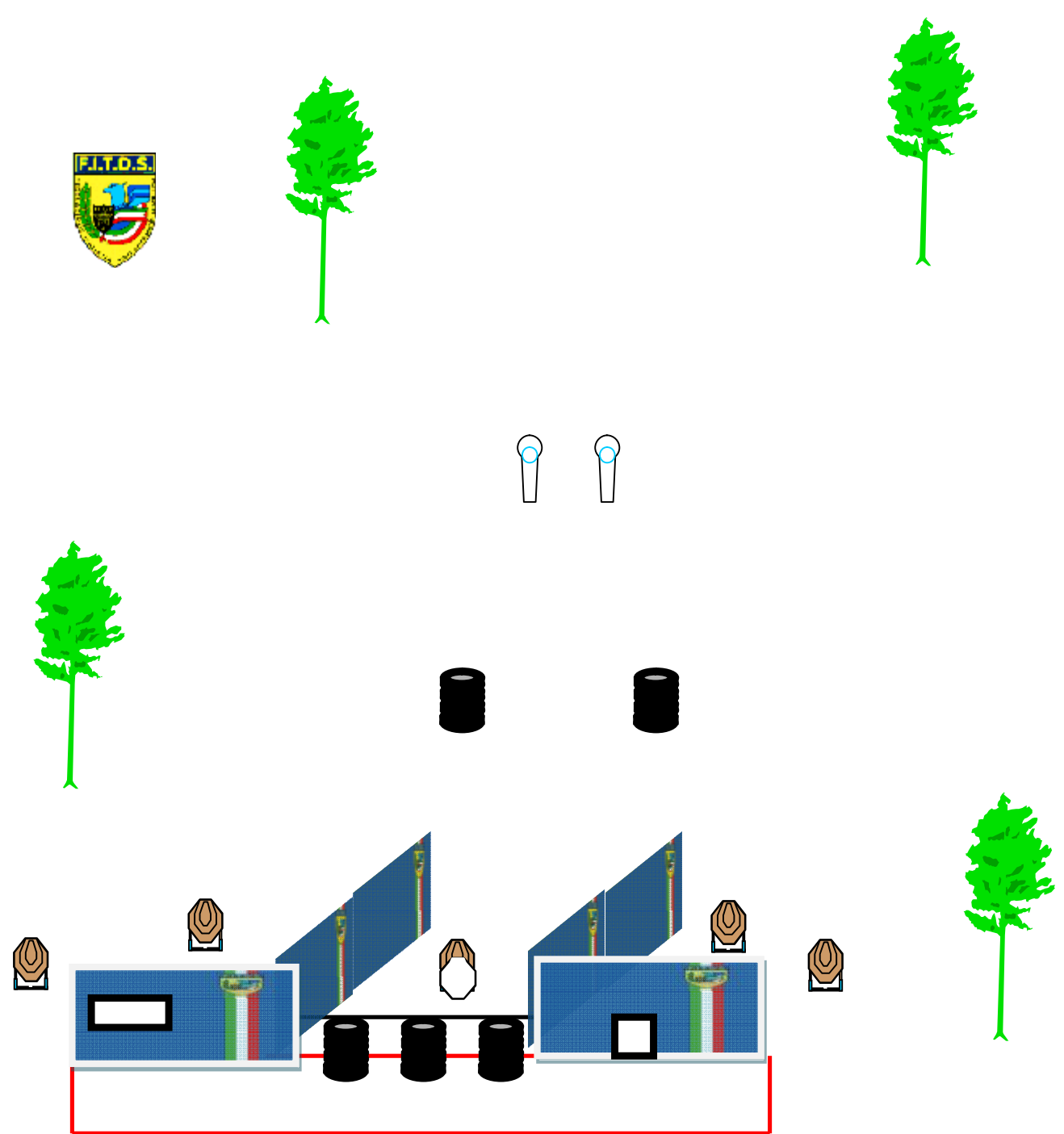
STAGE	6	SHORT COURSE
SCORING	COMSTOCK	SAFETY ANGLE:
MINIMUM ROUNDS	12	180° HORIZONTAL
POINTS	60	BACKSTOP VERTICALLY.
DISTANCES	5/18 Mt.	RULES: ASP PER CURRENT IPSC RULES BOOK.
TARGETS	4 IPSC Target, 4 mini P, 4 Ns	START/STOP: AUDIBLE SIGNAL, LAST SHOT
START POSITION: Standing relax in the shooting area, gun loaded and holstered.		PROCEDURE, AT START SIGNAL ENGAGE ALL TARGETS AS THEY BECOME VISIBLE FROM WITHIN THE DESIGNATED AREA. All Barricades are Hard Cover.



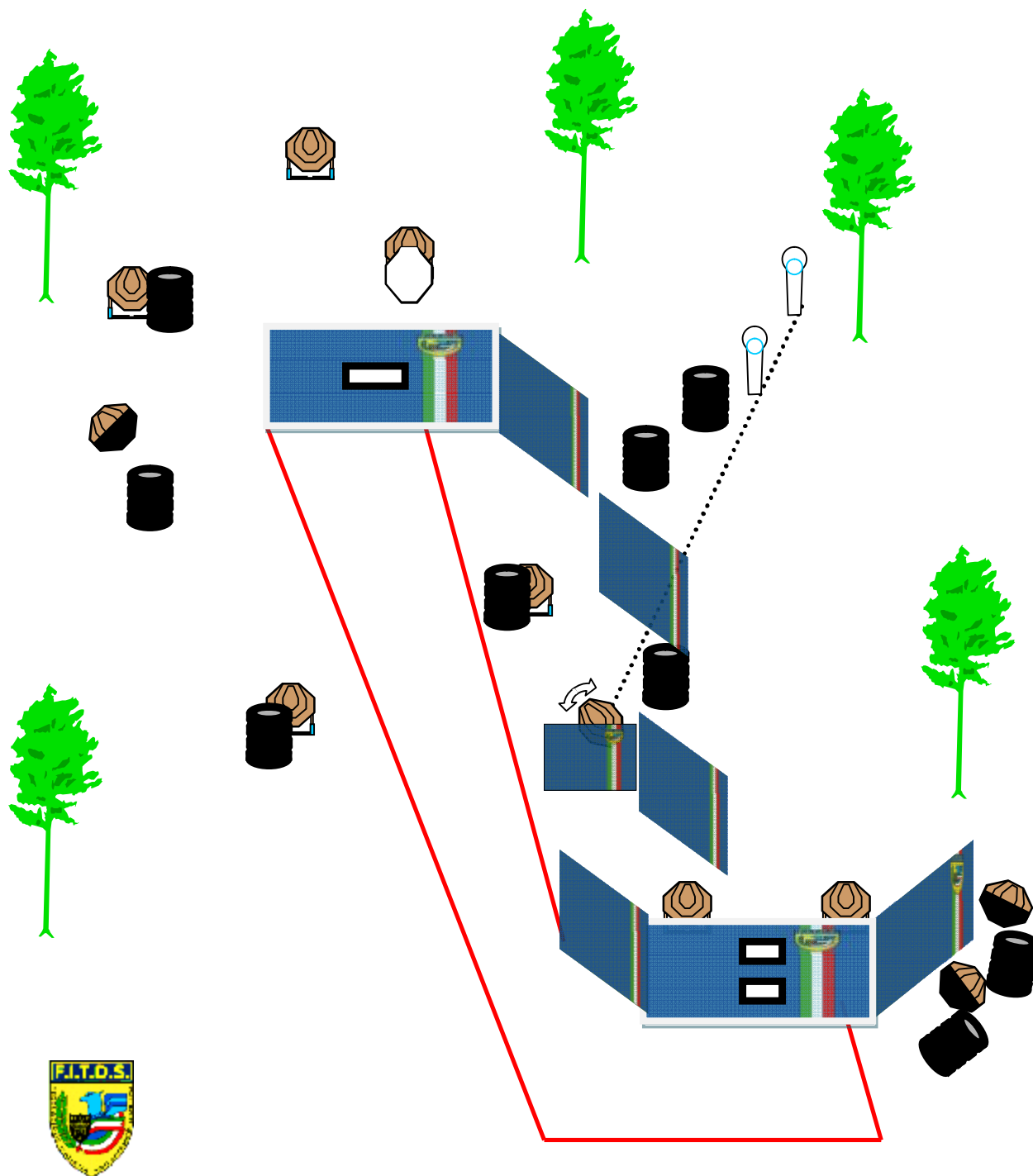
STAGE	7	SHORT COURSE
SCORING	COMSTOCK	SAFETY ANGLE:
MIN ROUNDS	12	180° HORIZONTAL
POINTS	60	BACKSTOP VERTICALLY.
DISTANCES.	5/25 ME	RULES: ASP PER CURRENT IPSC RULES BOOK.
Trgets -	5miniIPSC Target, 2 Pl,	START/STOP: AUDIBLE SIGNAL, LAST SHOT
3N/S		
START POSITION: Everywhere in the shooting area, gun unloaded on the table, all magazines at the belt.		PROCEDURE, AT START SIGNAL ENGAGE ALL TARGETS AS THEY BECOME VISIBLE FROM WITHIN THE DESIGNATED AREA. All Barricades are Hard Cover.



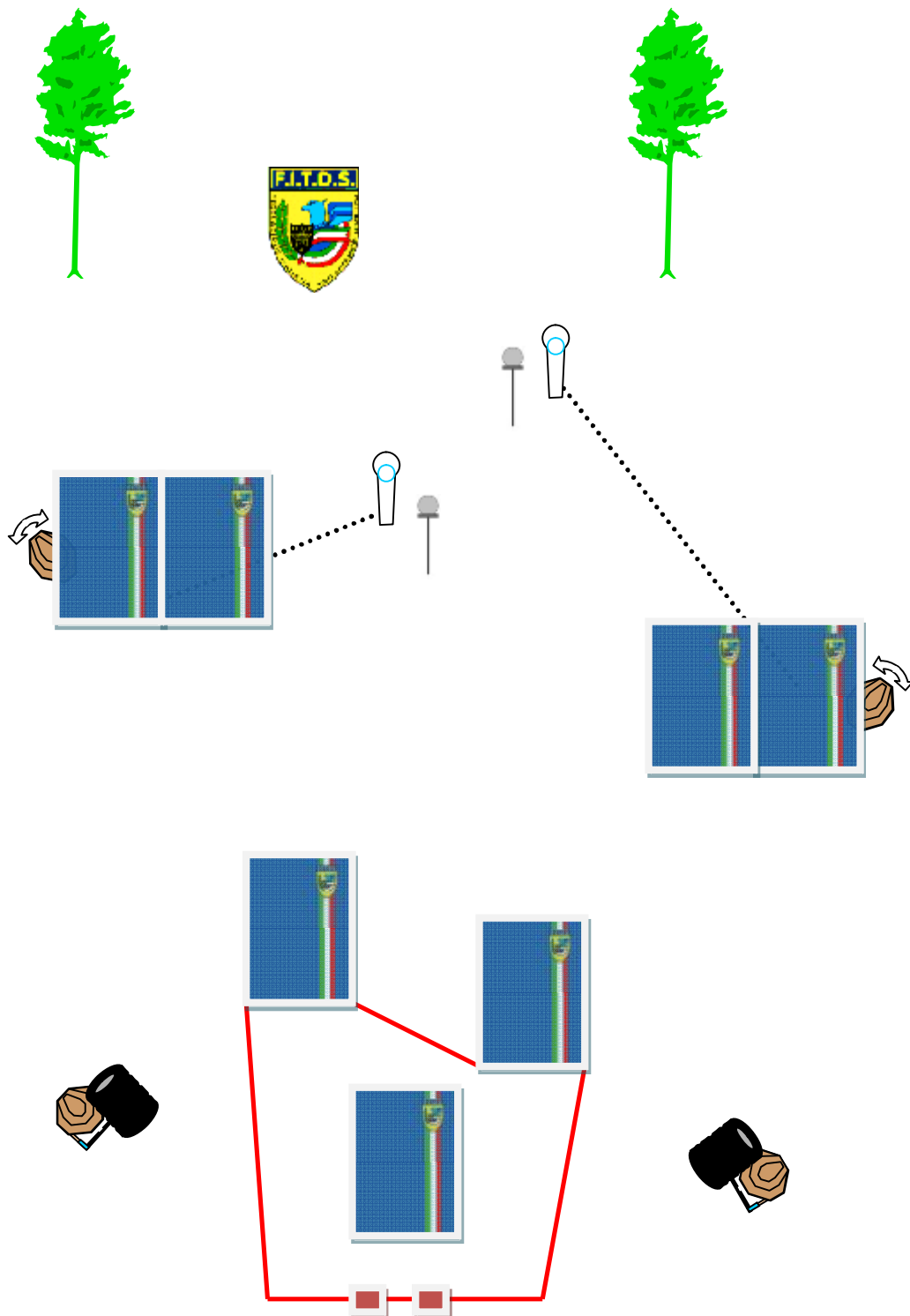
STAGE 8		SHORT COURSE
SCORING	COMSTOCK	SAFETY ANGLE:
MINIMUM ROUNDS	12	180° HORIZONTAL
POINTS	60	BACKSTOP VERTICALLY.
DISTANCES	5/20 Mt.	RULES: ASP PER CURRENT IPSC RULES BOOK.
TARGETS	5 IPSC Target, 2 P, 1 Ns	START/STOP: AUDIBLE SIGNAL, LAST SHOT
START POSITION: Standing In the shooting area , gun loaded and holstered. Weak hand hold a life-buoy. All the stage has to be shoot strong hand only.		PROCEDURE, AT START SIGNAL ENGAGE ALL TARGETS AS THEY BECOME VISIBLE FROM WITHIN THE DESIGNATED AREA. All Barricades are Hard Cover.



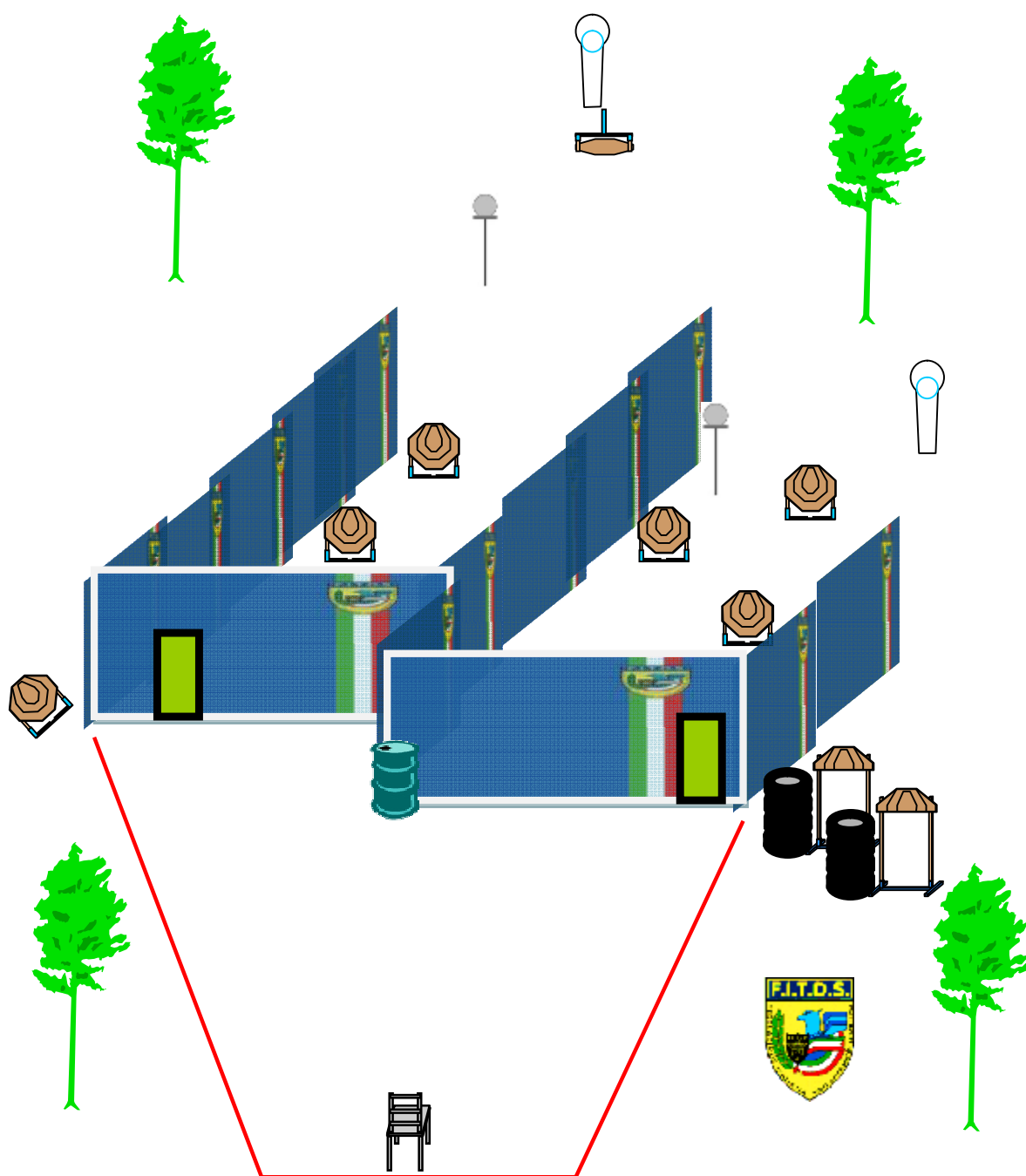
STAGE 9		MEDIUM COURSE
SCORING	COMSTOCK	SAFETY ANGLE:
MINIMUM ROUNDS	24	180° HORIZONTAL
POINTS	120	BACKSTOP VERTICALLY.
DISTANCES	3/13 Mt.	RULES: ASP PER CURRENT IPSC RULES BOOK.
TARGETS	11 IPSC Target, 2 mini P, 1 Ns	START/STOP: AUDIBLE SIGNAL, LAST SHOT
START POSITION: In the shooting area, standing relax, gun loaded and holstered.		PROCEDURE, AT START SIGNAL ENGAGE ALL TARGETS AS THEY BECOME VISIBLE FROM WITHIN THE DESIGNATED AREA. All Barricades are Hard Cover. PP2 activate bobber T5 which remain visible at rest



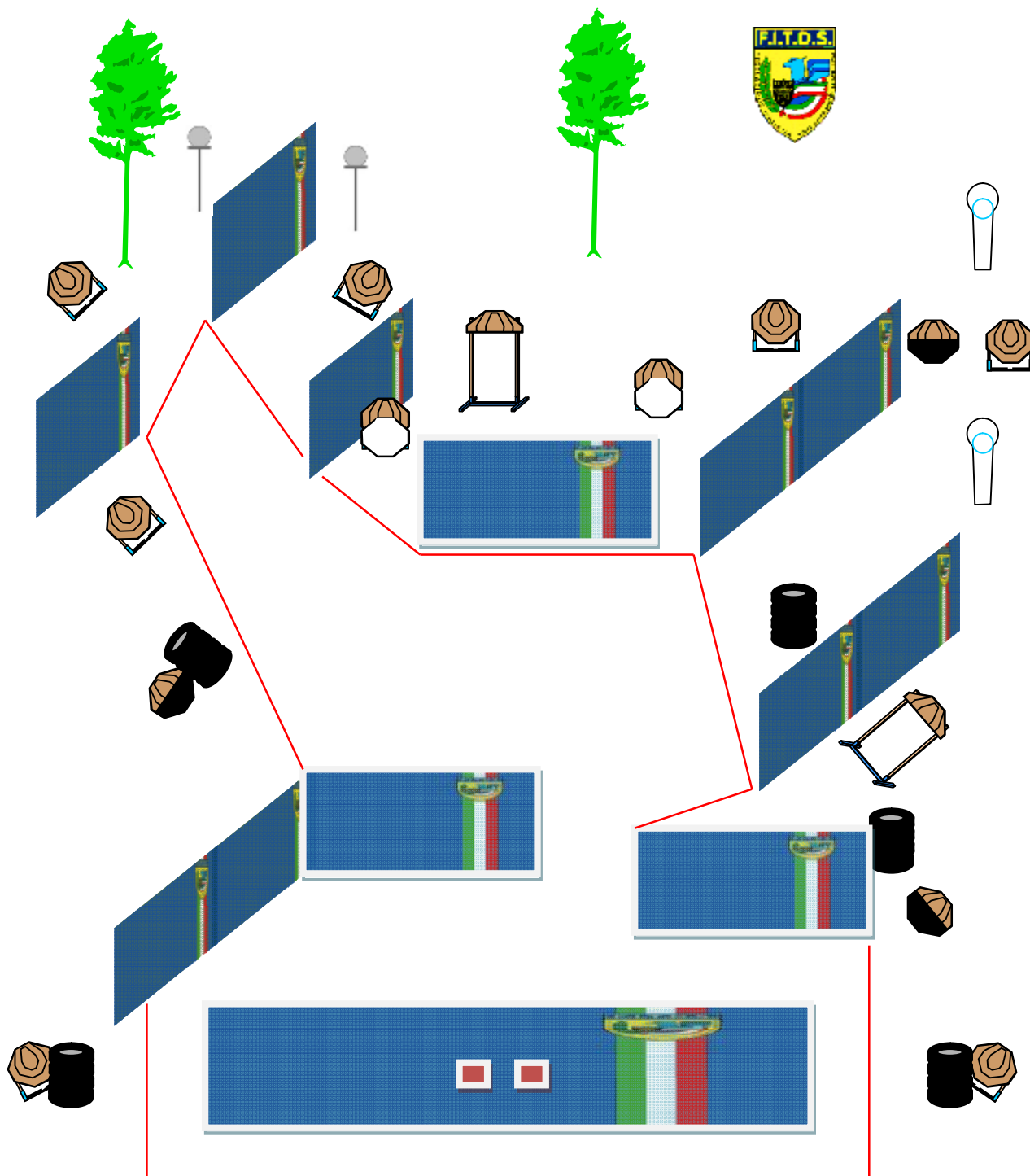
STAGE 10		SHORT COURSE
SCORING	COMSTOCK	SAFETY ANGLE:
MINIMUM ROUNDS	12	180° HORIZONTAL
POINTS	60	BACKSTOP VERTICALLY.
DISTANCES	3/15 Mt.	RULES: ASP PER CURRENT IPSC RULES BOOK.
TARGETS	4 IPSC Target, 2 mini P, 2 PI	START/STOP: AUDIBLE SIGNAL, LAST SHOT
START POSITION: In the shooting area, both heels touching the marks, gun loaded and holstered.		PROCEDURE, AT START SIGNAL ENGAGE ALL TARGETS AS THEY BECOME VISIBLE FROM WITHIN THE DESIGNATED AREA. All Barricades are Hard Cover. PP1 activate bobber T2, PP2 activate bobber T3 which remain visible at rest



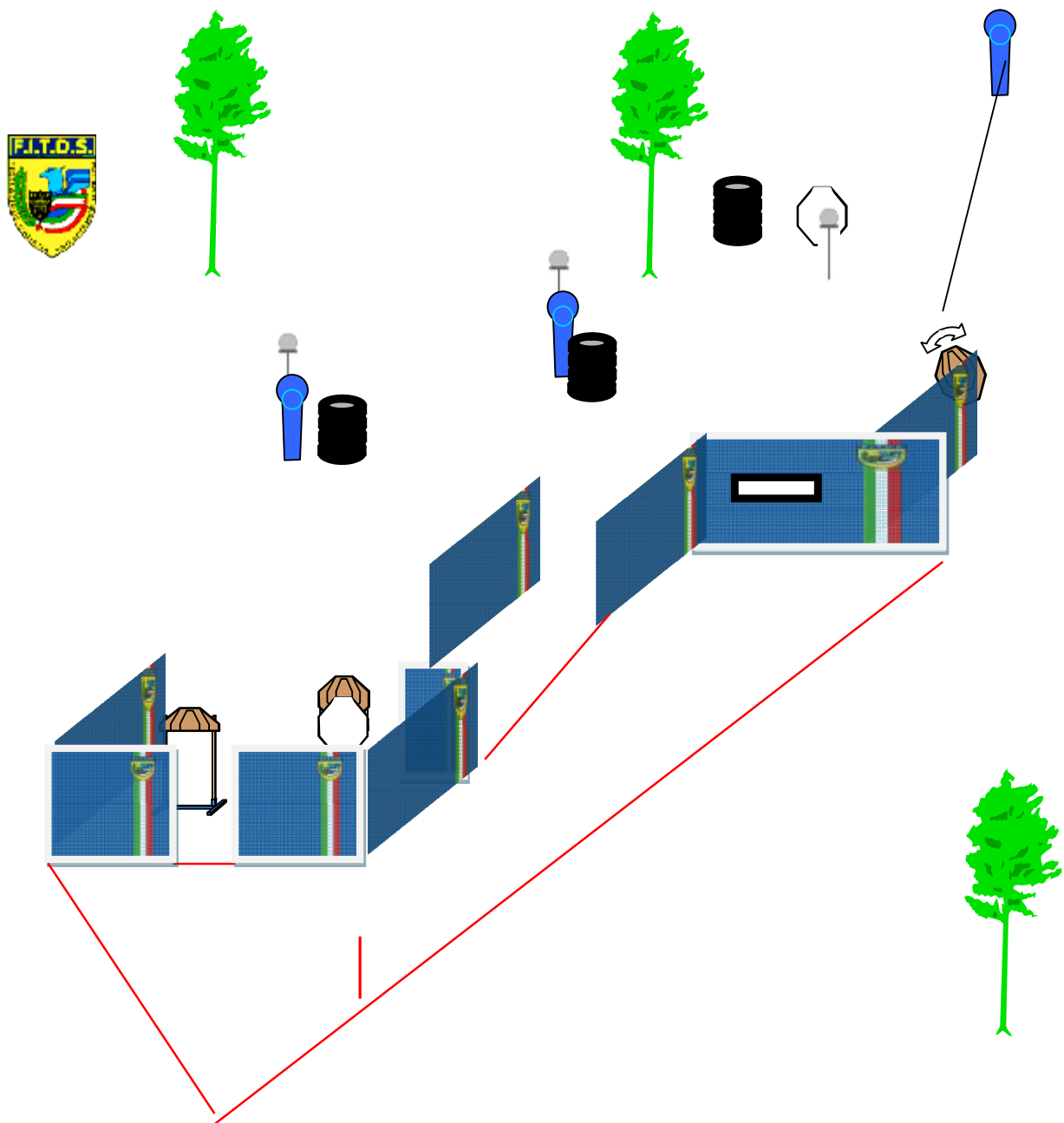
STAGE 11		MEDIUM COURSE
SCORING	COMSTOCK	SAFETY ANGLE:
MINIMUM ROUNDS	22	180° HORIZONTAL
POINTS	110	BACKSTOP VERTICALLY.
DISTANCES	5/18 Mt.	RULES: ASP PER CURRENT IPSC RULES BOOK.
TARGETS	9 IPSC Target, 2 P, 2 PI	START/STOP: AUDIBLE SIGNAL, LAST SHOT
START POSITION: Sitting on the chair, gun holstered with magazine inserted, chamber empty. All the magazine you want to use on the barrel.		PROCEDURE, AT START SIGNAL ENGAGE ALL TARGETS AS THEY BECOME VISIBLE FROM WITHIN THE DESIGNATED. All Barricades are Hard Cover. PP1, when hit make appear T4 which remain visible.



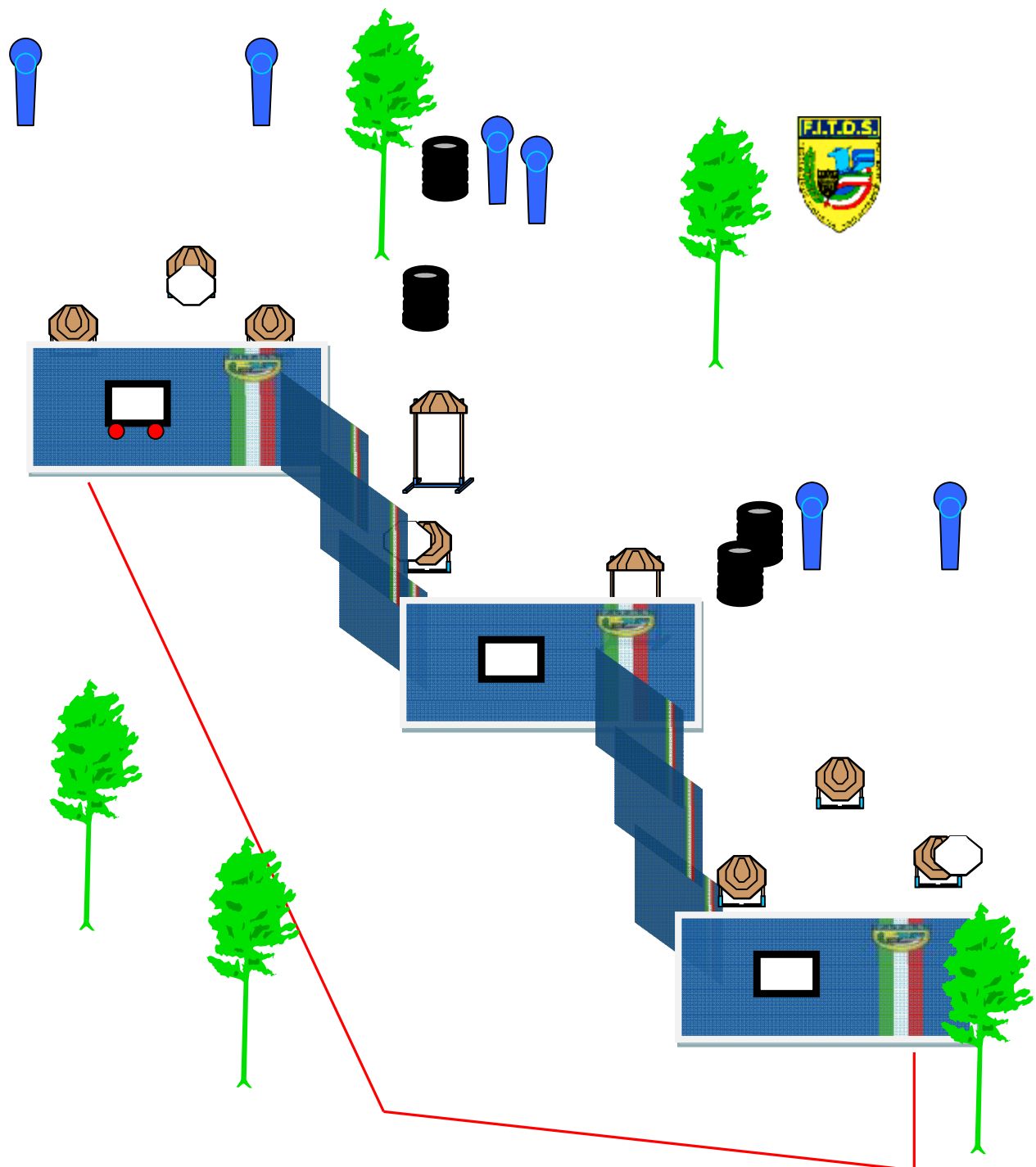
STAGE 12		LONG COURSE
SCORING	COMSTOCK	SAFETY ANGLE:
MINIMUM ROUNDS	32	180° HORIZONTAL
POINTS	160	BACKSTOP VERTICALLY.
DISTANCES	3/25 Mt.	RULES: ASP PER CURRENT IPSC RULES BOOK.
TARGETS	14 IPSC Target, 2 mini P, 2 Pl, 2 Ns	START/STOP: AUDIBLE SIGNAL, LAST SHOT
START POSITION: In the shooting area, both hands touching the marks, gun loaded and holstered.		PROCEDURE, AT START SIGNAL ENGAGE ALL TARGETS AS THEY BECOME VISIBLE FROM WITHIN THE DESIGNATED AREA. All Barricades are Hard Cover.



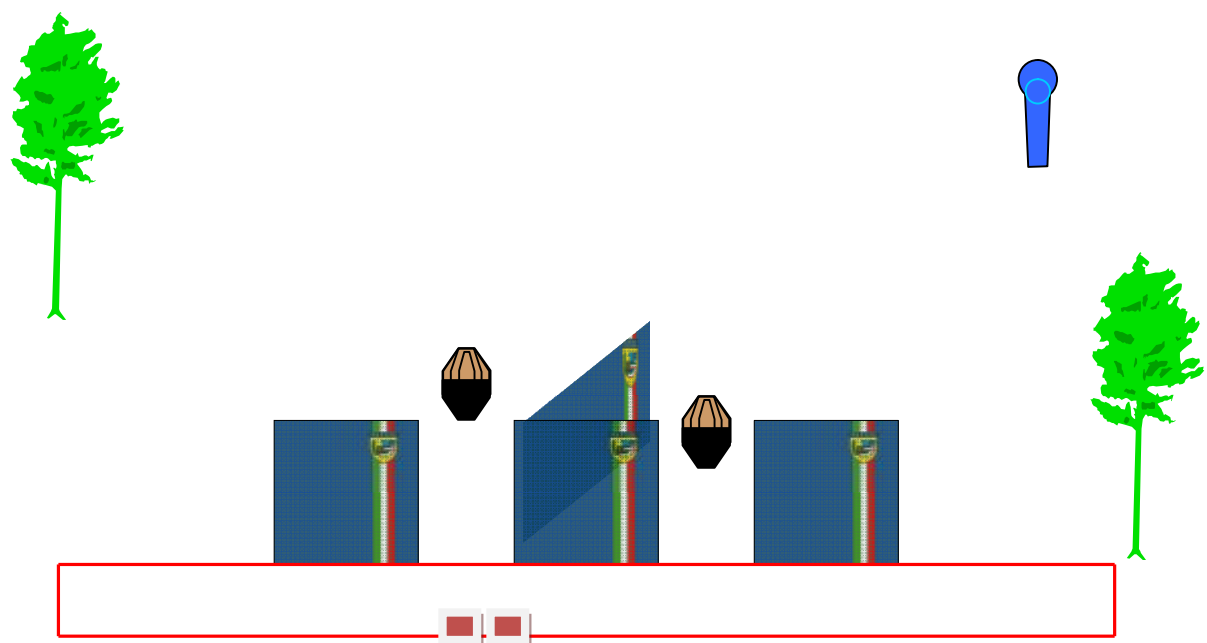
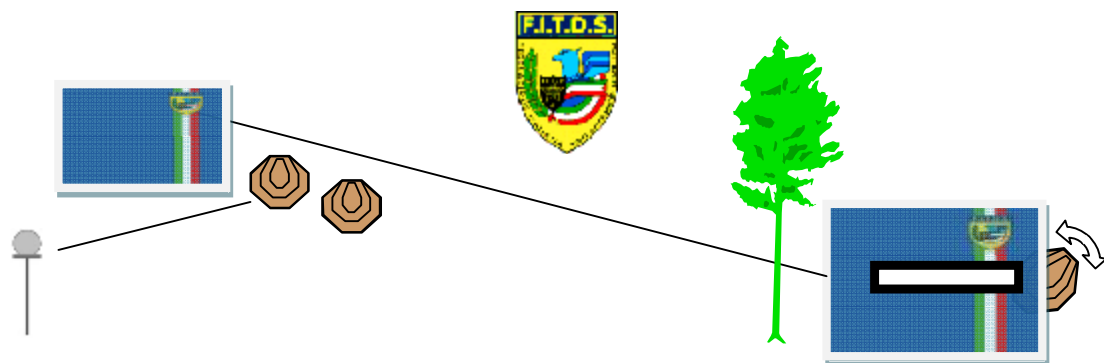
STAGE	13	SHORT COURSE
SCORING	COMSTOCK	SAFETY ANGLE:
MIN ROUNDS	12	180° HORIZONTAL
POINTS	60	BACKSTOP VERTICALLY.
DISTANCES.	2/18 MT	RULES: ASP PER CURRENT IPSC RULES BOOK.
TARGETS -	3 IPSC tARGET, 3 miniPP,	START/STOP: AUDIBLE SIGNAL, LAST SHOT
3 PL, 2 Ns		
START POSITION: Standing relax, the feet, one on the left and one of the right of the wood, gun loaded and holstered, a wallet in each hand		PROCEDURE, AT START SIGNAL ENGAGE ALL TARGETS AS THEY BECOME VISIBLE FROM WITHIN THE DESIGNATED AREA. All Barricades are Hard Cover. PP1 when hit, activate bobber T3 which remain visible.



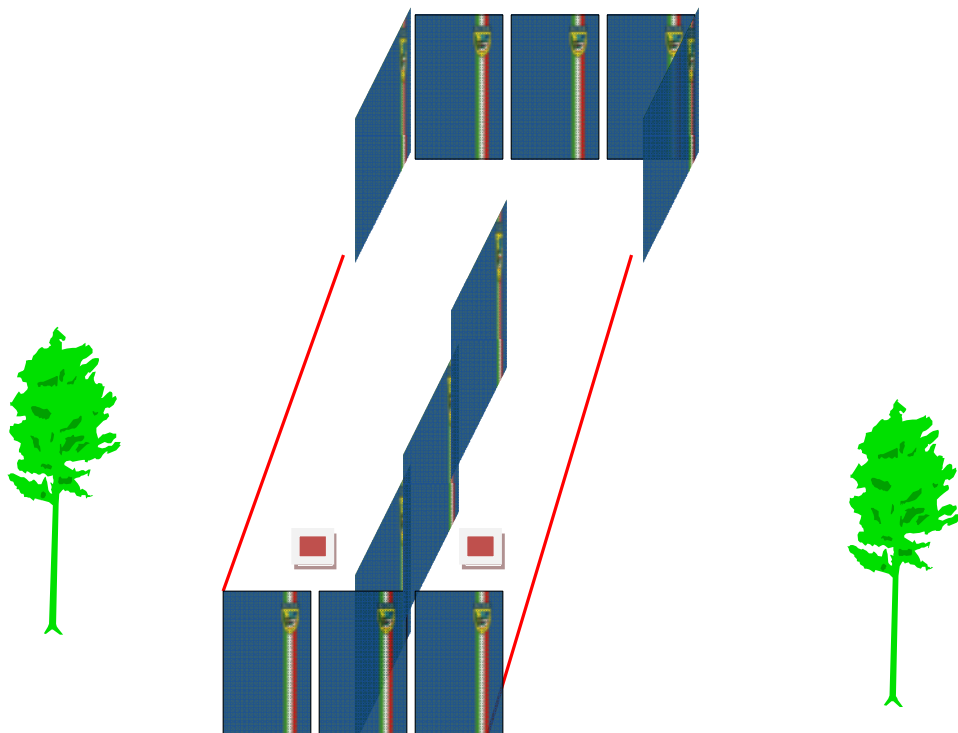
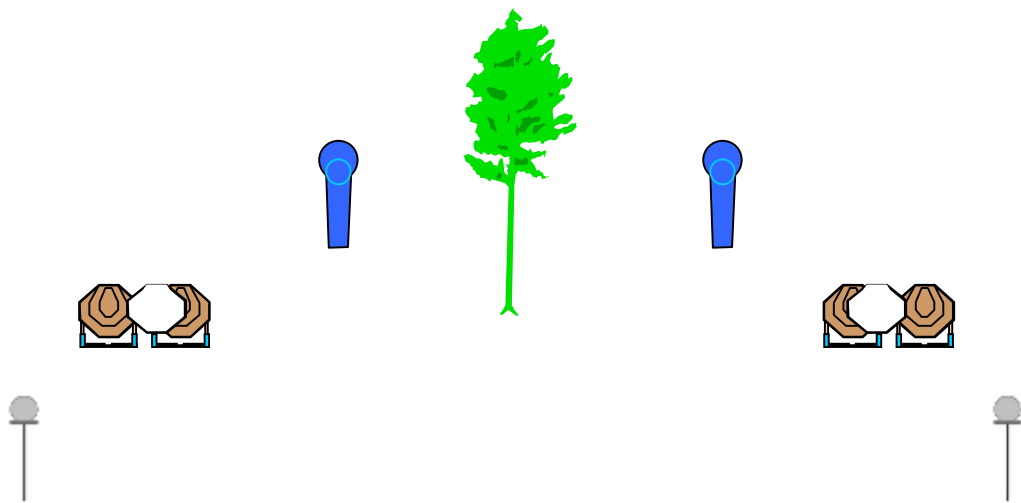
STAGE	15	MEDIUM COURSE
SCORING	COMSTOCK	SAFETY ANGLE:
MINIMUM ROUNDS	24	180° HORIZONTAL
POINTS	120	BACKSTOP VERTICALLY.
DISTANCES	5/22 Mt.	RULES: ASP PER CURRENT IPSC RULES BOOK.
TARGETS	9 IPSC Target, 6 mini P, 2 Ns	START/STOP: AUDIBLE SIGNAL, LAST SHOT
START POSITION: Both hands at the marks, gun loaded and holstered.		PROCEDURE, AT START SIGNAL ENGAGE ALL TARGETS AS THEY BECOME VISIBLE FROM WITHIN THE DESIGNATED AREA. All Barricades are Hard Cover .



STAGE 16		SHORT COURSE
SCORING	COMSTOCK	SAFETY ANGLE:
MINIMUM ROUNDS	12	180° HORIZONTAL
POINTS	60	BACKSTOP VERTICALLY.
DISTANCES	3/20 Mt.	RULES: ASP PER CURRENT IPSC RULES BOOK.
TARGETS	5 IPSC Target, 1 mini P, 1 PI	START/STOP: AUDIBLE SIGNAL, LAST SHOT
START POSITION: Standing relax, both heels on the marks, gun loaded and holstered.		PROCEDURE, AT START SIGNAL ENGAGE ALL TARGETS AS THEY BECOME VISIBLE FROM WITHIN THE DESIGNATED AREA. All Barricades are Hard Cover. PL1, when hit activate the moover with T1 and T2 activate the swinger T3. All remain visible.



STAGE 17		SHORT COURSE
SCORING	COMSTOCK	SAFETY ANGLE:
MINIMUM ROUNDS	12	180° HORIZONTAL
POINTS	60	BACKSTOP VERTICALLY.
DISTANCES	3/20 Mt.	RULES: ASP PER CURRENT IPSC RULES BOOK.
TARGETS	4 IPSC Target, 2 mini P, 2 Pl, 2 Ns	START/STOP: AUDIBLE SIGNAL, LAST SHOT
START POSITION: In "A" or in "B", gun loaded and holstered.		PROCEDURE, AT START SIGNAL ENGAGE ALL TARGETS AS THEY BECOME VISIBLE FROM WITHIN THE DESIGNATED AREA. All Barricades are Hard Cover.



STAGE 18		LONG COURSE
SCORING	COMSTOCK	SAFETY ANGLE:
MINIMUM ROUNDS	32	180° HORIZONTAL
POINTS	160	BACKSTOP VERTICALLY.
DISTANCES	5/15 Mt.	RULES: ASP PER CURRENT IPSC RULES BOOK.
TARGETS	13 IPSC Target, 2 mini P, 4 Pl, 2 Ns	START/STOP: AUDIBLE SIGNAL, LAST SHOT
START POSITION: In the shooting area, standing relax, gun unloaded, all magazine at the belt.		PROCEDURE, AT START SIGNAL ENGAGE ALL TARGETS AS THEY BECOME VISIBLE FROM WITHIN THE DESIGNATED AREA. All Barricades are Hard Cover sono hard cover.

