DYNAMIC SHOOTING CLUB

Sede manifestazione: GIUGLIANO (NA)

presenta

MASTER SERIES

19 - 20 SEPTEMBER 2020

competizione sanzionata IPSC Level III

n. 20 stages *n. 350 rounds* *1750 max points*

Match Director: Adriano Santarcangelo

Stage designer: Adriano Santarcangelo

ISCRIZIONI: mare.fitds.it

E-MAIL: topshooter@libero.it

Contatti:	*FAX 081 8130559-- CELL. 3202767944*
Sito web:	
e-mail:	topshooter@libero.it
	via telematica sul sito web www.fitds.it MA.RE. - Match Registration
Munizionamento:	*libero ogni tipo di munizionamento a cura del tiratore*
Ristorazione:	*sul campo è presente un confortevole punto di ristoro*
Regolamento:	*FITDS/IPSC rulebook last edition*
Classifiche:	*Open, Standard, Production, Production Optics/Lights, Classic, PCC, Revolver*
Premiazioni:	*COME DA REGOLAMENTO IPSC/FITDS*
Orari Sabato:	*1° TURNO ritrovo ore 07.15 inizio Match ore 07,30 - 2° TURNO ritrovo ore 12.45 inizio Match ore 13.00*
Orari Domenica:	*1° TURNO ritrovo ore 07.15 inizio Match ore 07,30 - 2° TURNO ritrovo ore 12.45 inizio Match ore 13.00*
Range Master:	*a cura S.A.F.R.O.*
Range Officers:	*a cura S.A.F.R.O.*

ATTENTION **Handung:** 9x19 are forbidden.

PCC: with barrel lenght more than 300 mm **and** overall lenght more than 600 mm are allowed in 9x19 (both lenghts, barrel and overall, must be respected).

Si richiama il rispetto dell'Art. 6 Capitolo IV relativo alle prescrizioni su abbigliamento e accessori

Match Profile

STAGE	EXERCISE TYPE	DISTANCE	IPSC TARGETS	IPSC MINI TARGETS	IPSC POPPERS	IPSC MINI POPPERS	IPSC METAL PLATES	NO-SHOOTS	MINIMUM ROUNDS	MAX POINTS	STAGE %
1	Short Course		3		2		1		9	45	
2	Short Course		5				2	3	12	60	
3	Long Course		13			2		4	28	140	
4	Medium Course		9			2	4	1	24	120	
5	Long Course		14		2		2	1	32	160	
6	Short Course		4			4		2	8	40	
7	Medium Course			11				3	22	110	
8	Short Course		4		1			1	9	45	
9	Medium Course		7				4	2	18	90	
10	Short Course		5			2		2	12	60	
11	Short Course			3		4		1	10	50	
12	Long Course		13		2			2	28	140	
13	Medium Course		6				6	3	18	90	
14	Medium Course		4		14		2		24	120	
15	Medium Course		10		2			3	22	110	
16	Short Course		3		1		2	3	9	45	
17	Long Course		13		4		2	4	32	160	
18	Short Course		4		2		2	1	12	60	
19	Short Course		4				1	1	9	45	
20	Short Course		4				2	2	12	60	
Total			**125**	**14**	**30**	**14**	**30**	**39**	**350**	**1750**	**100%**

Ratio:		
	Long Courses	4
	Medium Courses	6
	Short Courses	10

Best Hits
2
2
2
2
2
1
2
2
2
2
2
2
2
2
2
2
2
2
2
2

HOTELS convenzionati:

• HOTEL 3 STELLE, 15 MINUTI DAL POLIGONO, A CIRCA 15 KM, MA MOLTO PIU' VICINO A NAPOLI.
"PUTEOLI PALACE HOTEL , VIA CAMPI FLEGREI,30
POZZUOLI (NA) – 80078 TEL. 081 18277891
WWW.PUTEOLIPALACEHOTEL.IT --- puteolipalacehotel@gmail.com
"CAMERA SINGOLA 50€, DOPPIA 75€, TRIPLA 95€,COMPRESO LA PRIMA COLAZIONE, PIU' 15€ PER MEZZA PENSIONE

• HOTEL GIULIA 4 STELLE, VICINISSIMO AL POLIGONO (4 KM).
VIA CIRCUMVALLAZIONE ESTERNA, 134 LOC. PONTE RICCIO - 80019 - QUALIANO (NA).
WWW.HOTEL-GIULIA.IT - TEL E FAX. 0818196202

• HOTEL 3 STELLE, VICINISSIMO AL POLIGONO (4 KM).
"HOTEL MEDITERRANEO", VIA FERROVIA, 1
GIUGLIANO IN CAMPANIA (NA) – 80014
http://www.hotel-mediterraneo.it/
TEL E FAX. 0818195320 - 21

• HOTEL 3 STELLE, 8 KM DAL POLIGONO
"HOTEL HERMITAGE" Via Santa Maria a Cubito 80019 Qualiano (NA)
SITO INTERNET: http://www.hhermitage.com/
TEL. 081-8187517 FAX. 081.8188056

• HOTEL 3 STELLE, 6 KM DAL POLIGONO
"HOTEL BARBARELLA" Via san Francesco a Patria, 80014 Giugliano in Campania (NA)
TEL E FAX. 0818185088

N.B: AL MOMENTO DELLA PRENOTAZIONE, COMUNICARE ESPRESSAMENTE

CHE SI E' "CONVENZIONATI CON il Poligono DYNAMIC SHOOTING CLUB NAPOLI

•DALL'AUTOSTRADA A1, DIREZIONE NAPOLI, DOPO AVER SUPERATO IL CASELLO D'USCITA "A1 NAPOLI", A 9 KM PRENDERE L'USCITA A DESTRA "ACERRA-AFRAGOLA", DIREZIONE AFRAGOLA E PROSEGUIRE PER LAGO PATRIA PER 20 KM. USCIRE A "GIUGLIANO CIRCUMVALLAZIONE ESTERNA SP1". AD 1,5 KM DALL'USCITA, DOPO IL NEGOZIO"GLORIA" SVOLTARE A DESTRA ALL'INSEGNA "USCITA 12 BIS". SEGUIRE PER 700 MT E QUINDI SVOLTARE NUOVAMENTE A DESTRA, DOPO 1,400 MT TROVERETE L'INGRESSO.

•DALL'AUTOSTRADA SALERNO-NAPOLI, DOPO IL CASELLO, SEGUIRE INDIREZIONE ROMA. PRENDERE L'USCITA AD "ACERRA-AFRAGOLA" DOPO CIRCA 10 KM. SEGUIRE IN DIREZIONE AFRAGOLA E PROSEGUIRE COME CITATO SOPRA.

OPPURE GOOGLE DIGITARE:

Dynamic Shooting Club, e seguire le indicazioni su GOOGLE MAPS

TANFOGLIO

POOL SPONSOR

CRISPI

VEGA HOLSTER

RADAR 1957

Dynamic Bullets
www.dynamicbullets.it

RG Pro

KENTRON

ARMERIE DI FIDUCIA:

POLICE SHOP
ARTICOLI MILITARI, ARMI DI LIBERA VENDITA E SOFTAIR
CACCIA E COLTELLERIA
TEL E FAX: 0818130559 CELL: 3388197003

Armeria Golia
di Golia Domenico
Villa di Briano

DARMAR italia

ARMERIA RULLO

PIANESE ARMERIA

Custom Shop
di Sciccone Castrese

ARMERIA AUTORINO
CACCIA - PESCA - TIRO SPORTIVO - ARMI CORTE E LUNGHE - DIFESA E TIRO - AVANCARICA
SOFTAIR - MUNIZIONI E COLTELLERIA DELLE MIGLIORI MARCHE - CORSI DI RICARICA
Via E. Fermi, 113 (rotonda Villaricca) Villaricca (Na) - Tel/Fax 081 8944780 - e-mail: armeriaautorino@alice.it

Stage 1:

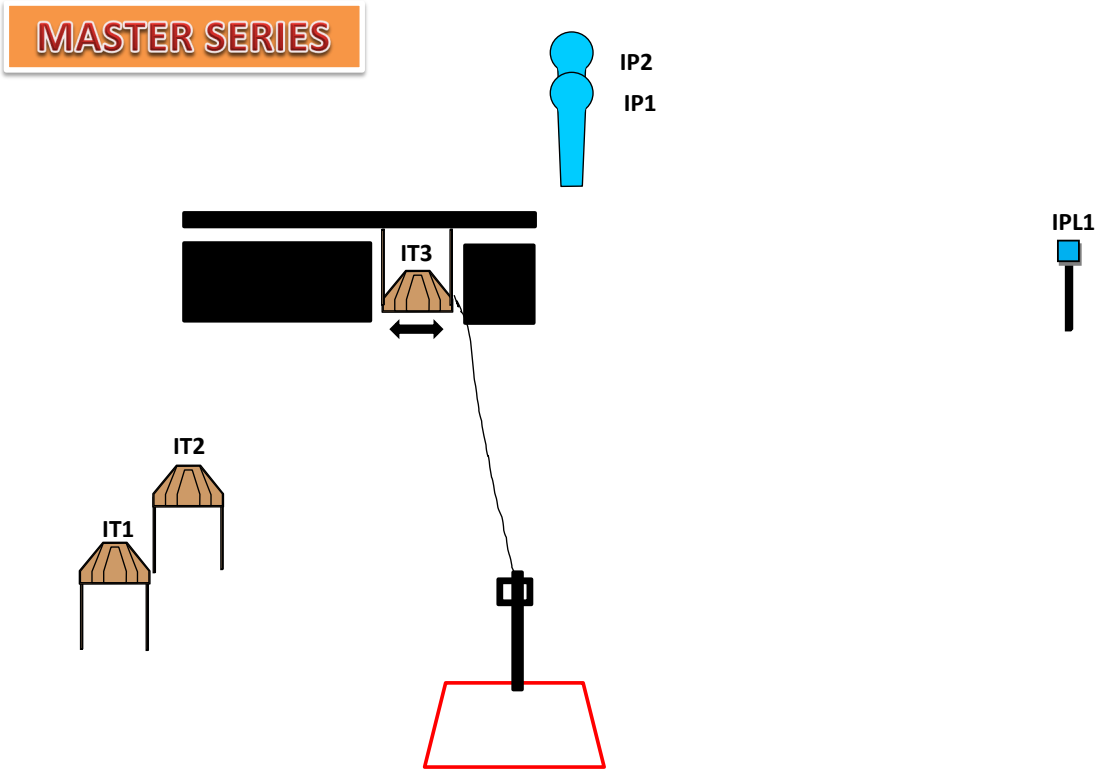

SHORT COURSE	TARGETS
NUMBER OF ROUNDS TO BE SCORED: 9	IPSC Targets: 3
Start: Audible Signal	IPSC Poppers: 2
	IPSC Metal Plates: 1

START POSITION	HOLD HANDLE OF THE ROPE WITH WEAK HAND AS DEMONSTRATED
HANDGUN READY CONDITION	
PROCEDURE	AT START SIGNAL ENGAGE TARGETS ; THE ROPE ACTIVATES IT3 SWINGER WHICH REMAIN VISIBLE AT REST
NOTE	Safety angles: : ±90° Azimuth, front backstop vertically. Scoring will be taken by shooting. You can have a delegate to check the points

Stage 2:

MASTER SERIES

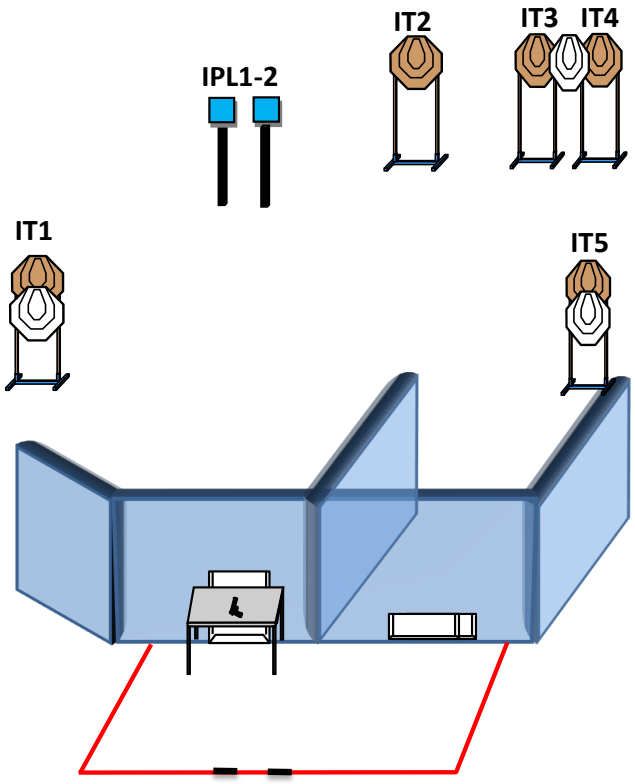

SHORT COURSE NUMBER OF ROUNDS TO BE SCORED: 12 START AUDIBLE SIGNAL	TARGETS IPSC Targets: 5 IPSC Metal Plates: 2 No-Shoots: 3

START POSITION	HEELS TOUCHING THE MARKS AS DEMONSTRATED
HANDGUN READY CONDITIC	GUN LOADED ON THE TABLE
PROCEDURE	AT START SIGNAL ENGAGE TARGETS . A MANDATORY RELOAD WILL BE REQUESTED AS PER RULE 1.1.5.2
NOTE	Safety angles: : ±90° Azimuth, front backstop vertically. Scoring will be taken by shooting. You can have a delegate to check the points

Stage 3:

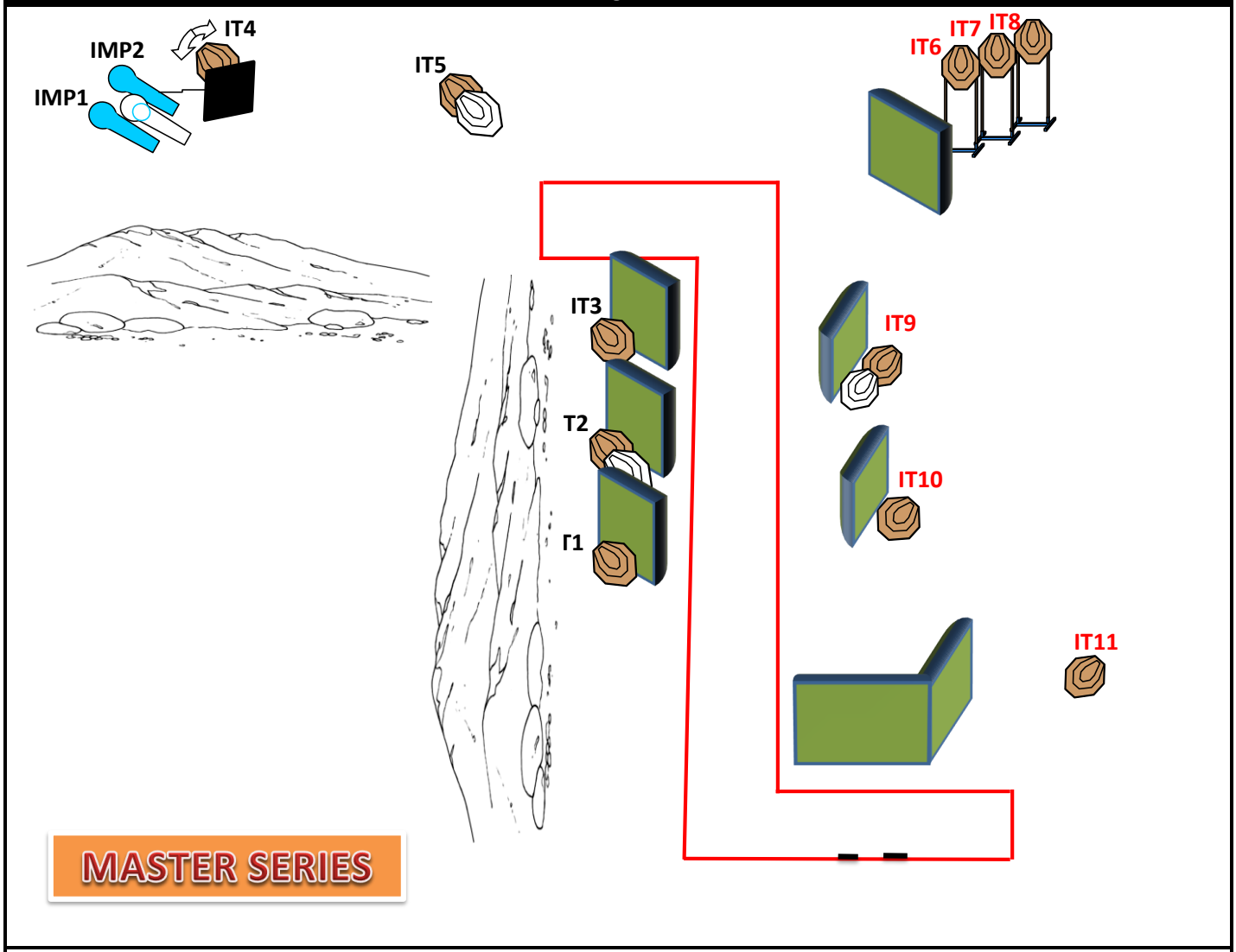

MEDIUM COURSE NUMBER OF ROUNDS TO BE SCORED: 24 START AUDIBLE SIGNAL	TARGETS IPSC Targets: 11 IPSC Mini Poppers: 2 No-Shoots: 4

START POSITION	HEELS TOUCHING THE MARKS AS DEMONSTRATED
HANDGUN READY CONDITION	
PROCEDURE	AT START SIGNAL ENGAGE ALL TARGETS ; IMP2 ACTIVATE IT4 SWINGER WHICH REMAIN VISIBLE AT REST
NOTE	Safety angles: : ±90° Azimuth, front backstop vertically. Scoring will be taken by shooting. You can have a delegate to check the points

Stage 4:

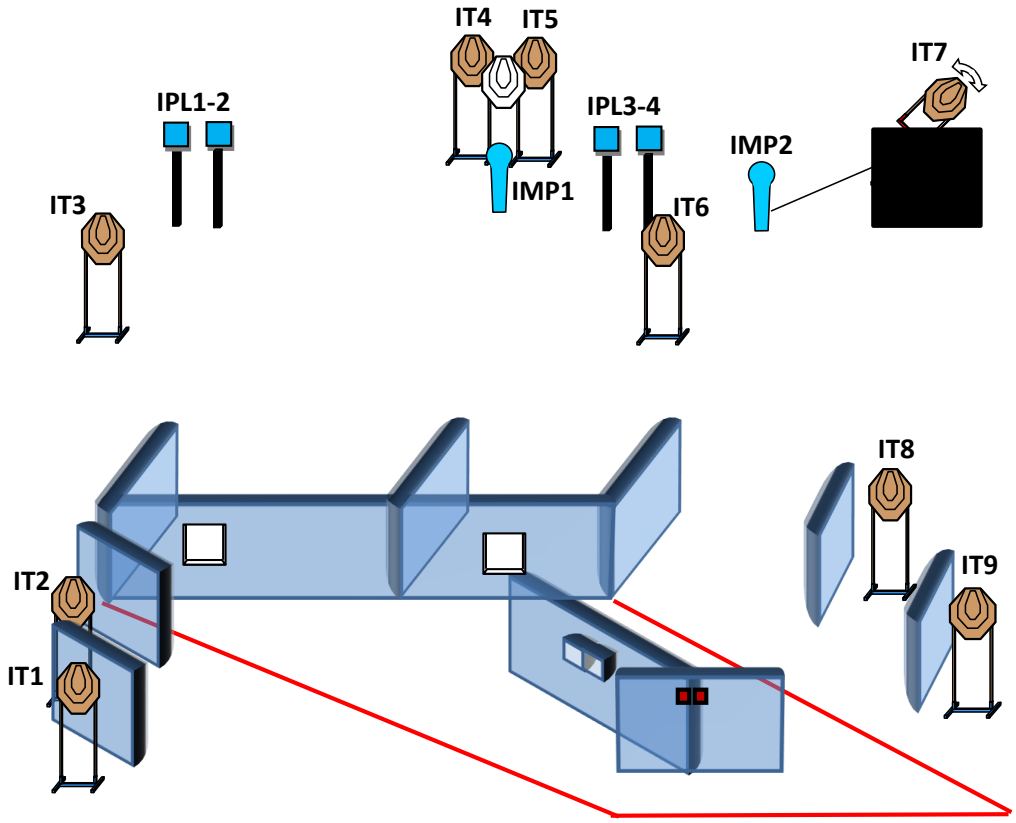

MASTER SERIES

MEDIUM COURSE NUMBER OF ROUNDS TO BE SCORED: 24 START AUDIBLE SIGNAL	TARGETS IPSC Targets: 9 IPSC Mini Poppers: 2 IPSC Metal Plates: 4 No-Shoots: 1

START POSITION	HANDS AT THE MARKS AS DEMONSTRATED
HANDGUN READY CONDITION	
PROCEDURE	AT START SIGNAL ENGAGE TARGETS ; IMP2 ACTIVATE IT7 SWINGER WHICH REMAIN VISIBLE AT REST
NOTE	Safety angles: : ±90° Azimuth, front backstop vertically. Scoring will be taken by shooting. You can have a delegate to check the points

Stage 5:

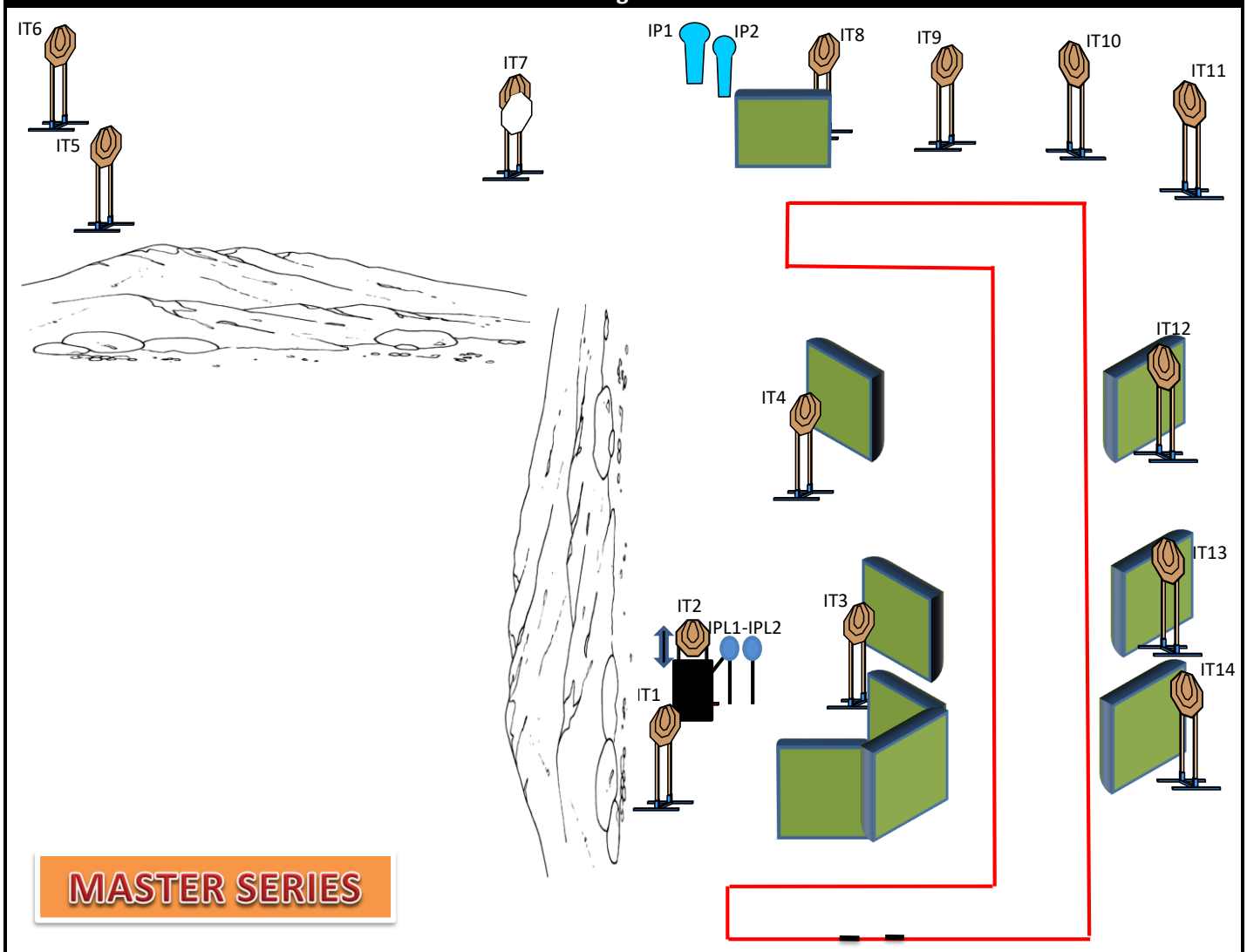

LONG COURSE NUMBER OF ROUNDS TO BE SCORED: 32 START AUDIBLE SIGNAL	TARGETS IPSC Targets: 14 IPSC Poppers: 2 IPSC Metal Plates: 2 No-Shoots: 1

START POSITION	HEELS TOUCHING THE MARKS AS DEMONSTRATED
HANDGUN READY CONDITION	
PROCEDURE	AT START SIGNAL ENGAGE TARGETS ; IPL1 ACTIVATE IT2 UP DOWN,WHICH REMIAN VISIBLE AT REST
NOTE	Safety angles: : ±90° Azimuth, front backstop vertically. Scoring will be taken by shooting. You can have a delegate to check the points

Stage 6:

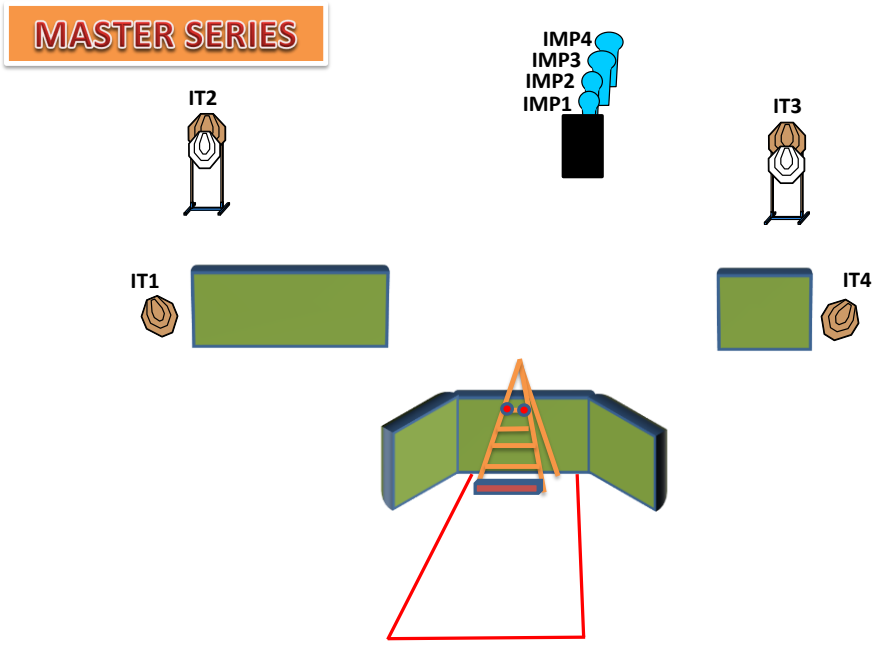

SHORT COURSE NUMBER OF ROUNDS TO BE SCORED 8 START AUDIBLE SIGNAL	TARGETS IPSC Targets: 4 IPSC Mini Poppers: 4 No-Shoots: 2

START POSITION	HANDS AT THE MARKS AS DEMONSTRATED
HANDGUN READY CONDITION	
PROCEDURE	AT START SIGNAL ENGAGE TARGETS **WITH MINIMUM** 1 HIT PER TARGET
NOTE	Safety angles: : ±90° Azimuth, front backstop vertically. Scoring will be taken by shooting. You can have a delegate to check the points

Stage 7:

MASTER SERIES

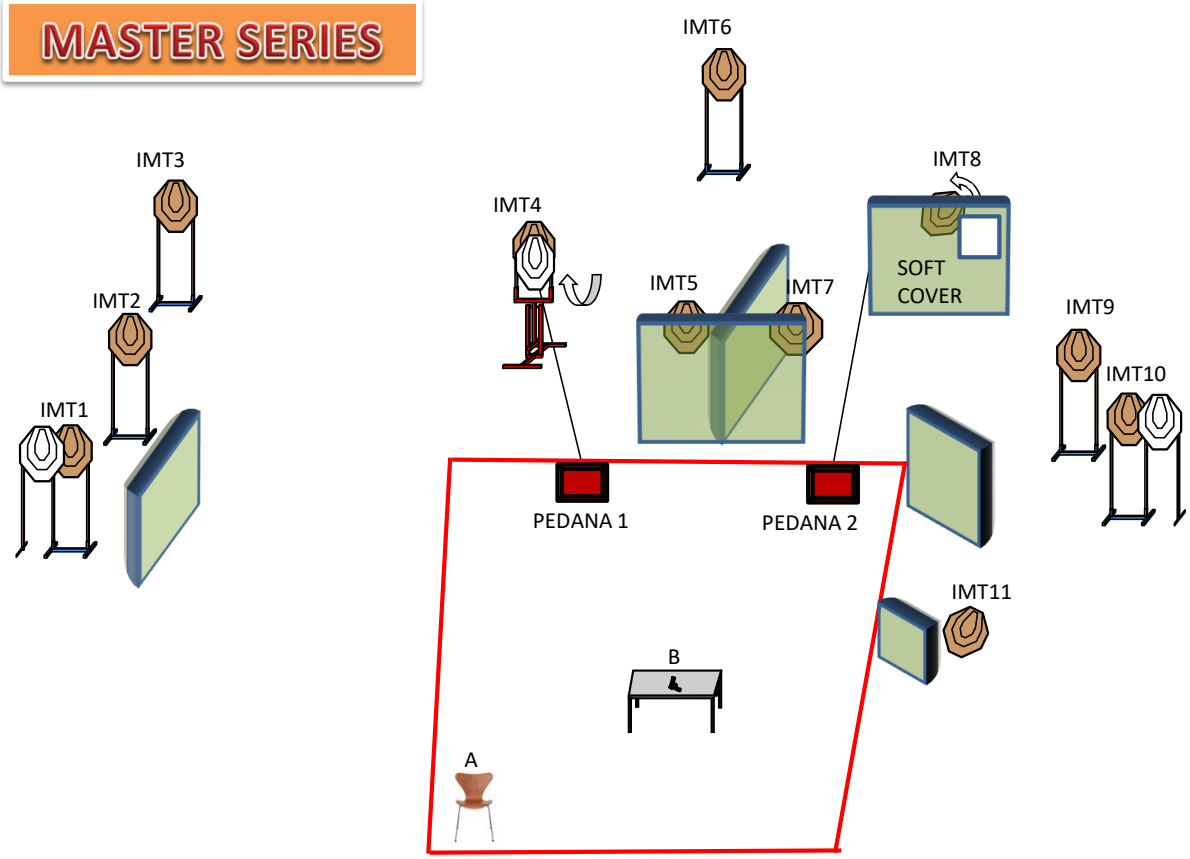

STAGE MINI TARGET

MEDIUM COURSE NUMBER OF ROUNDS TO BE SCORED: 22 START AUDIBLE SIGNAL	TARGETS IPSC MINI Targets: 11 No-Shoots: 3

START POSITION	SITTING IN "A" as DEMONSTRATED
HANDGUN READY CONDITION	GUN LOADED IN B ON THE SIGN
PROCEDURE	AT START SIGNAL ENGAGE TARGETS ; PLATFORM 1 ACTIVATE A NO SHOOT WHICH AT REST WILL SHOW PARTIALLY IT4. PLATFORM 2 ACTIVATE IT8 SWINGER WHICH REMAIN VISIBLE AT REST
NOTE	Safety angles: : ±90° Azimuth, front backstop vertically. Scoring will be taken by shooting. You can have a delegate to check the points

Stage 8:

MASTER SERIES

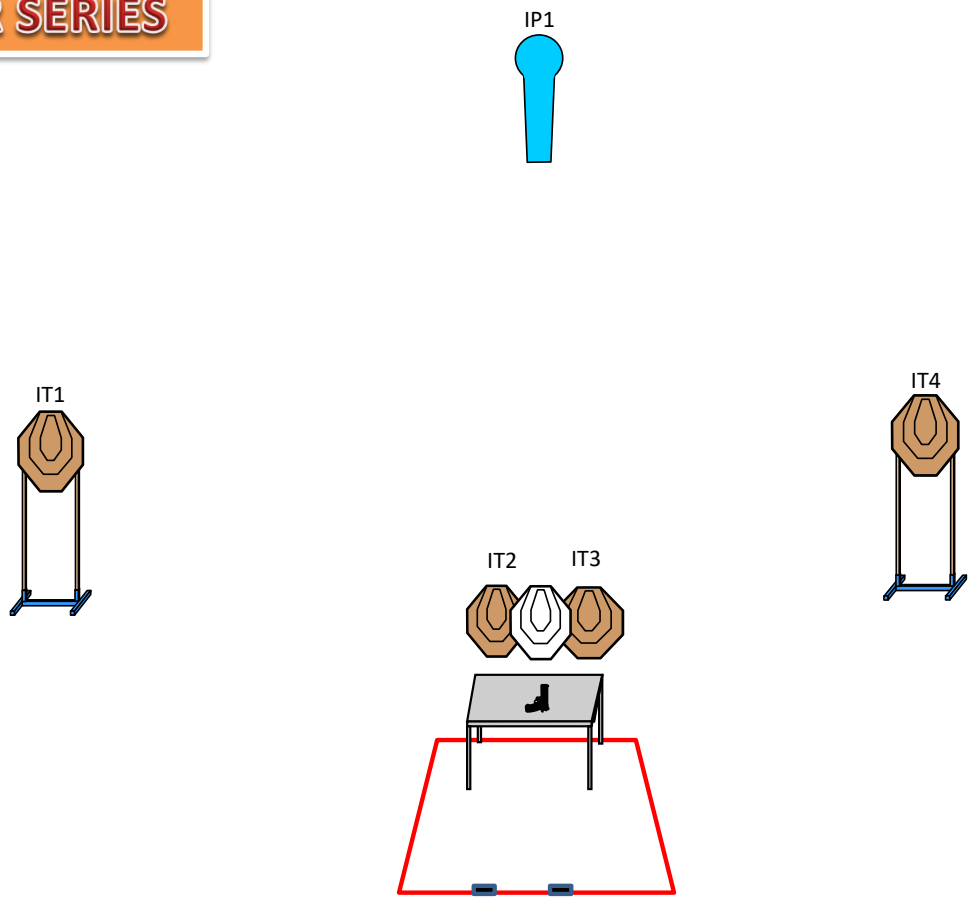

SHORT COURSE NUMBER OF ROUNDS TO BE SCORED: 9 START AUDIBLE SIGNAL	TARGETS IPSC Targets: 4 IPSC Popper: 1 No-Shoots: 1

START POSITION	HEELS TOUCHING THE MARKS AS DEMONSTRATED
HANDGUN READY CONDITION	GUN LOADED ON THE TABLE
PROCEDURE	AT START SIGNAL ENGAGE TARGETS WEAK HAND ONLY
NOTE	Safety angles: : ±90° Azimuth, front backstop vertically. Scoring will be taken by shooting. You can have a delegate to check the points

Stage 9:

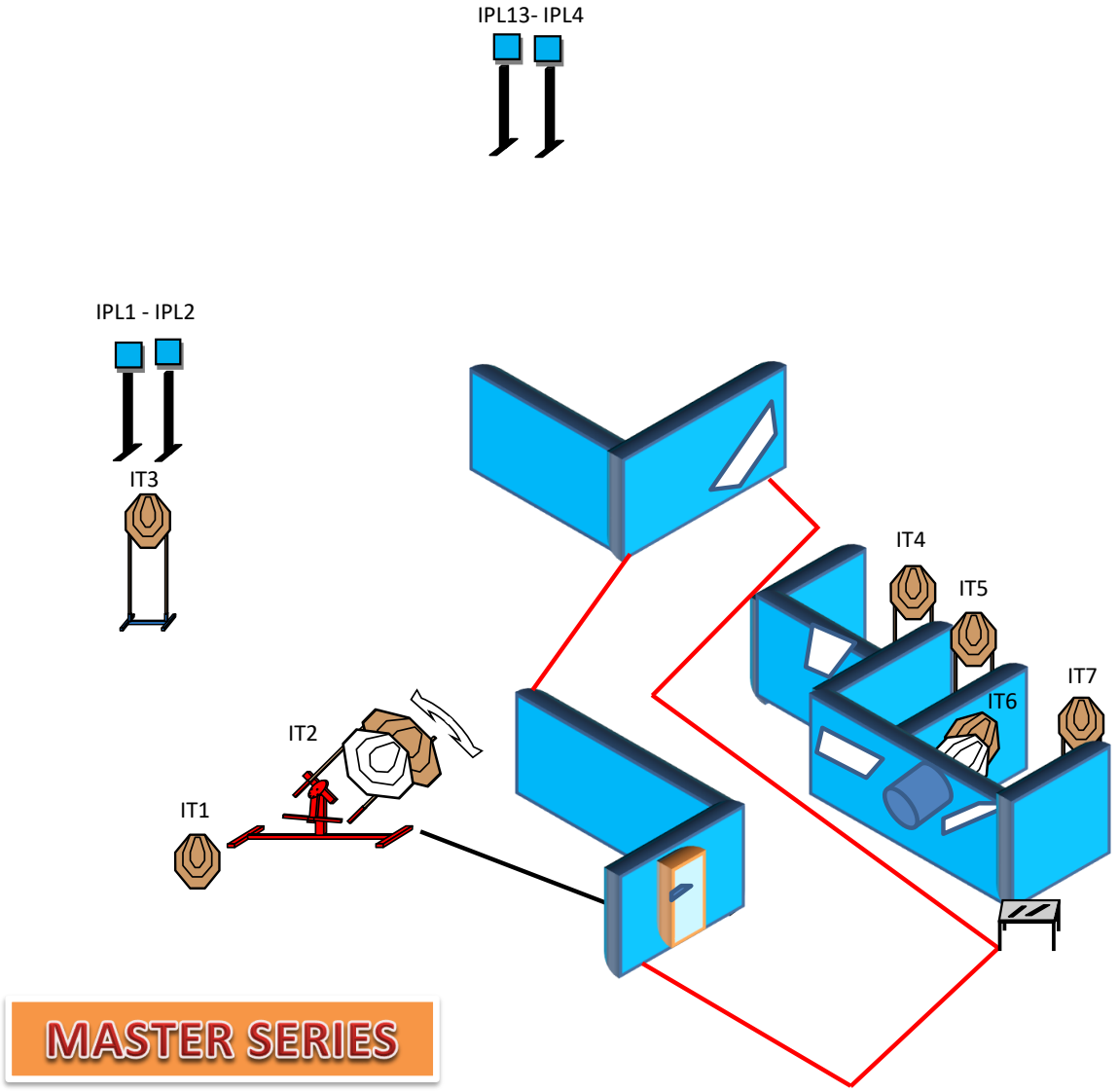

MEDIUM COURSE NUMBER OF ROUNDS TO BE SCORED: 18 START AUDIBLE SIGNAL	TARGETS IPSC Targets: 7 IPSC Metal Plates: 4 No-Shoots: 2

START POSITION	ANYWHERE IN THE SHOOTING AREA
HANDGUN READY CONDITION	GUN LOADED AND HOLSTERED, ALL MAGAZINES ON THE TABLE
PROCEDURE	AT START SIGNAL ENGAGE ALL TARGETS ; OPENING THE DOOR WITH HANDS ONLY , ACTIVATE IT2 SWINGER WHICH REMAIN VISIBLE AT REST
NOTE	Safety angles: : ±90° Azimuth, front backstop vertically. Scoring will be taken by shooting. You can have a delegate to check the points

Stage 10:

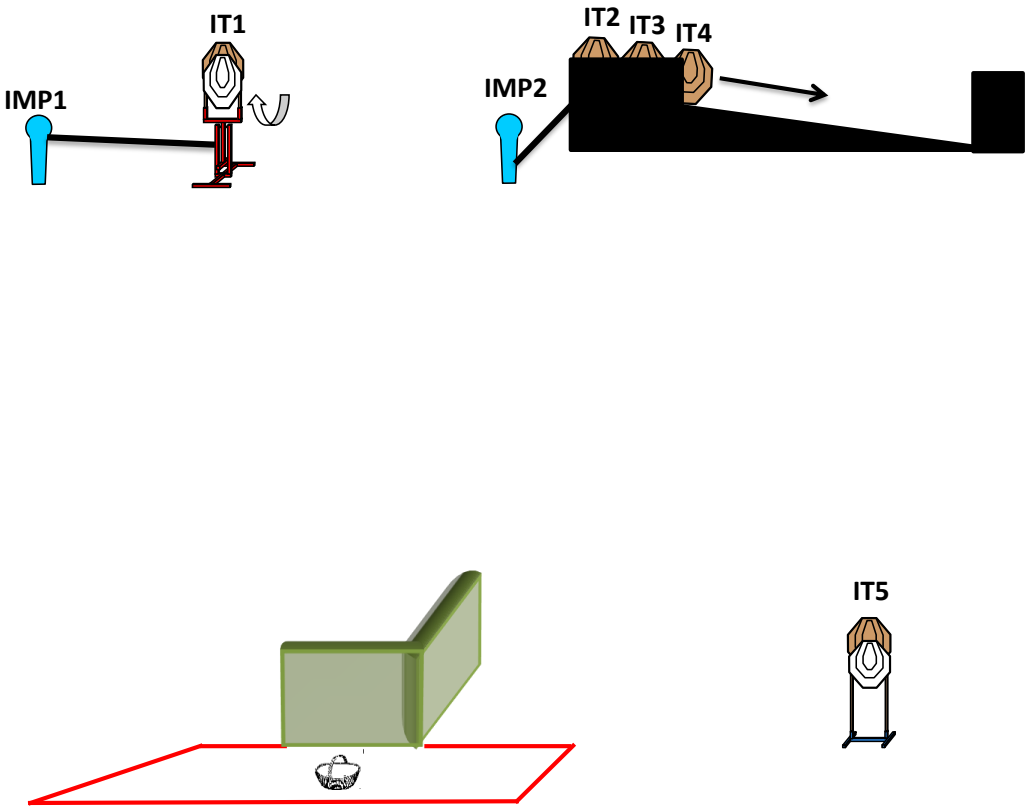

MASTER SERIES

SHORT COURSE NUMBER OF ROUNDS TO BE SCORED: 12 START AUDIBLE SIGNAL	TARGETS IPSC Targets: 5 IPSC Mini Poppers: 2 No-Shoots: 2

START POSITION	BASKET HELD WITH BOTH HANDS AS DEMONSTRATED
HANDGUN READY CONDITION	GUN CHAMBER AND MAGWELL EMPTY IN THE BASKET, ALL MAGAZINES TO BE USED IN THE BASKET
PROCEDURE	AT START SIGNAL ENGAGE ALL TARGETS ; IMP1 ACTIVATE NO SHOOTWHICH MAKE VISIBLE PARTIALLY IT1 AT REST; IMP2 ACTIVATE IT2-IT3-IT4 MOVER WHICH REMAIN VISIBLE AT REST
NOTE	Safety angles: : ±90° Azimuth, front backstop vertically. Scoring will be taken by shooting. You can have a delegate to check the points

Stage 11:

MASTER SERIES

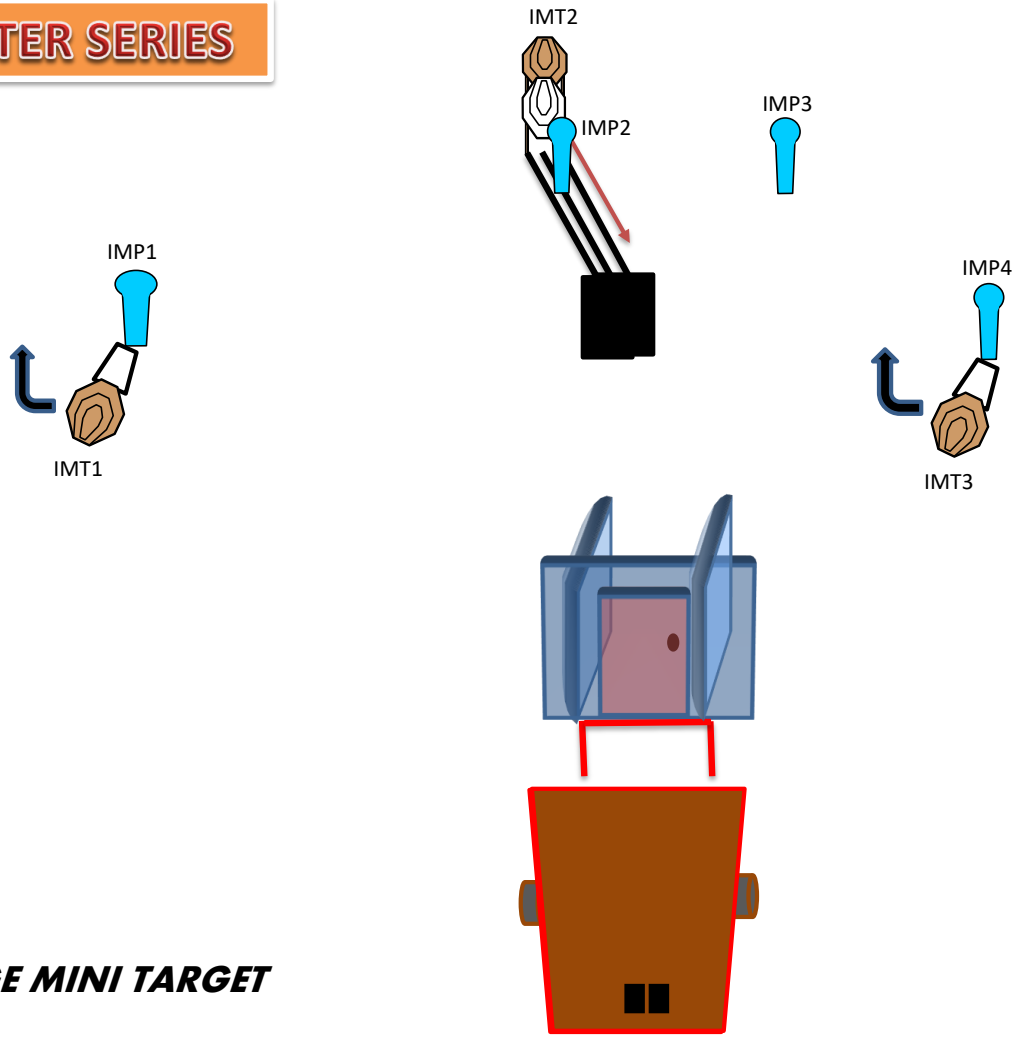

STAGE MINI TARGET

SHORT COURSE NUMBER OF ROUNDS TO BE SCORED: 10 START AUDIBLE SIGNAL	TARGETS IPSC MINI Targets: 3 IPSC Mini Poppers: 4 No-Shoots: 1

START POSITION	HEELS TOUCHING THE MARKS AS DEMONSTRATED
HANDGUN READY CONDITION	
PROCEDURE	AT START SIGNAL ENGAGE TARGETS ; IMP1 ACTIVATE IMT1 POP UP; OPENING THE DOOR with hands only ACTIVATE IMP2 MOVER; IMP4 ACTIVATE IMT3 POP UP, ALL MOVING TARGETS REMAIN VISIBLE AT REST
NOTE	Safety angles: : ±90° Azimuth, front backstop vertically. Scoring will be taken by shooting. You can have a delegate to check the points

Stage 12:

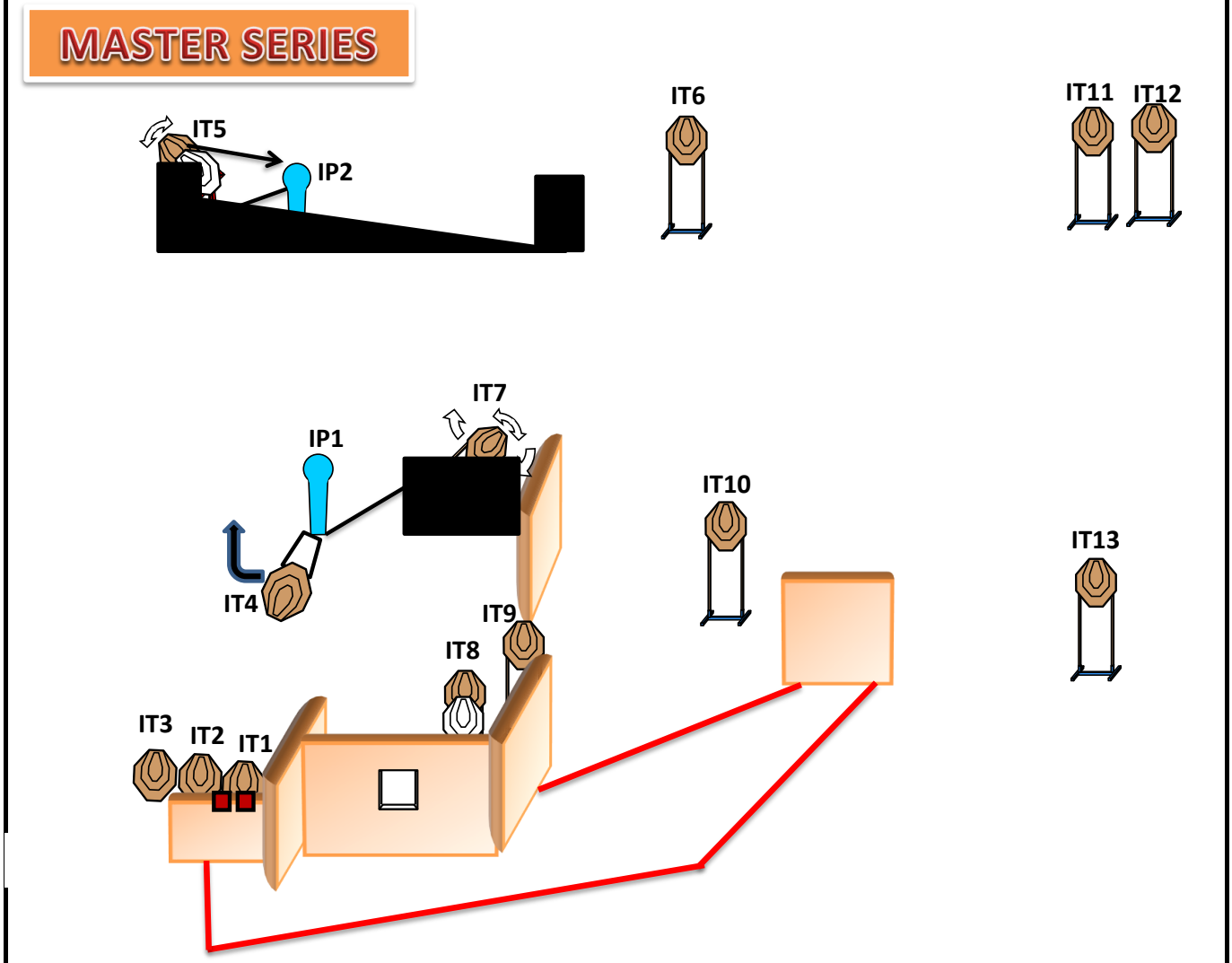

LONG COURSE NUMBER OF ROUNDS TO BE SCORED: 28 START AUDIBLE SIGNAL	TARGETS IPSC Targets: 13 IPSC Poppers: 2 No-Shoots: 2

START POSITION	HANDS ON THE MARK AS DEMONSTRATED
CHANDGUN READY CONDITI	
PROCEDURE	AT START SIGNAL ENGAGE TARGETS ; IP1 ACTIVATEIT4 OCLAOMA AND IT7 SWINGER; IP2 ACTIVATE IT5 SWINGER/MOVER,WHICH REMAIN ALL VISIBLE AT REST
NOTE	Safety angles: : ±90° Azimuth, front backstop vertically. Scoring will be taken by shooting. You can have a delegate to check the points

sara.ciavarella@avvsantucci.c

Stage 13:

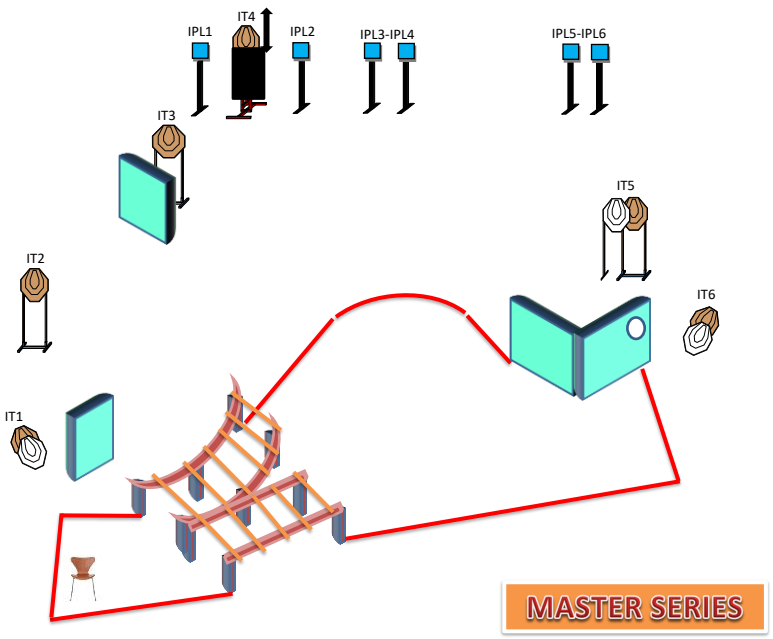

MEDIUM COURSE NUMBER OF ROUNDS TO BE SCORED: 18 START AUDIBLE SIGNAL	TARGETS IPSC Targets: 6 IPSC Metal Plates: 6 No-Shoots: 3

START POSITION	SITTING AS DEMONSTRATED , HANDS ON THE KNEE
HANDGUN READY CONDITIC	
PROCEDURE	AT START SIGNAL ENGAGE TARGETS ; IPL2 ACTIVATES IT4 SWINGER WHICH REMAIN VISIBLE AT REST. FALLING STICK OF THE COOPER TUNNEL WILL BE PENALIZED AS PER RULE 10.2.5
NOTE	Safety angles: : ±90° Azimuth, front backstop vertically. Scoring will be taken by shooting. You can have a delegate to check the points

Stage 14:

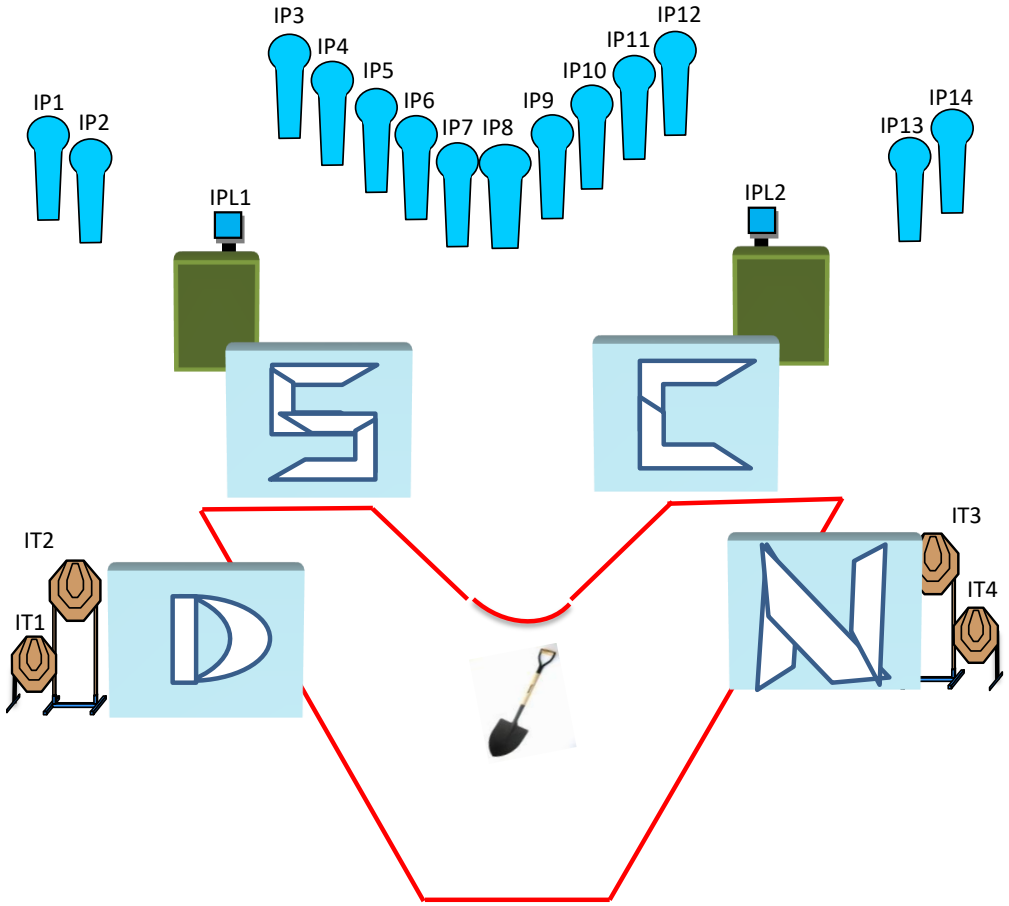

MASTER SERIES

MEDIUM COURSE NUMBER OF ROUNDS TO BE SCORED: 24 START AUDIBLE SIGNAL	TARGETS IPSC Targets: 4 IPSC Poppers: 14 IPSC Metal Plates: 2

START POSITION	HOLDING SHOVEL WITH BOTH HANDS AS DEMONSTRATED
HANDGUN READY CONDITIOI	
PROCEDURE	AT START SIGNAL ENGAGE TARGETS
NOTE	Safety angles: : ±90° Azimuth, front backstop vertically. Scoring will be taken by shooting. You can have a delegate to check the points

Stage 15:

MASTER SERIES

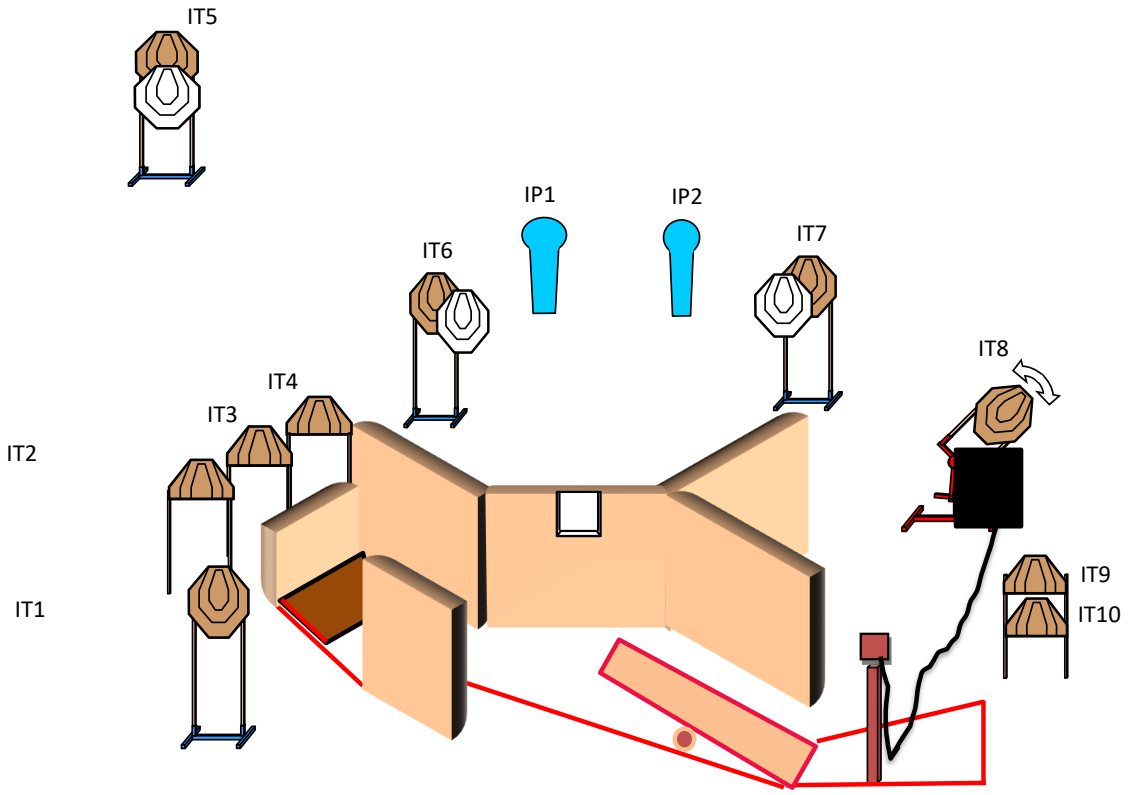

MEDIUM COURSE NUMBER OF ROUNDS TO BE SCORED: 22 START AUDIBLE SIGNAL	TARGETS IPSC Targets: 10 IPSC Poppers: 2 No-Shoots: 3

START POSITION	SHOULDER BACKRANGE, HANDS ONTHE MARKS AS DEMONSTRATED
HANDGUN READY CONDITION	GUN LOADED HOLSTERED, CHAMBER EMPTY
PROCEDURE	AT START SIGNAL ENGAGE ALL TARGETS ; PULLING DOWN THE PLATE WITH HANDS ONLY THE IT8 SWINGER WILL BE ACTIVATED AND REMAIN VISIBLE AT REST
NOTE	Safety angles: : ±90° Azimuth, front backstop vertically. Scoring will be taken by shooting. You can have a delegate to check the points

Stage 16:

MASTER SERIES

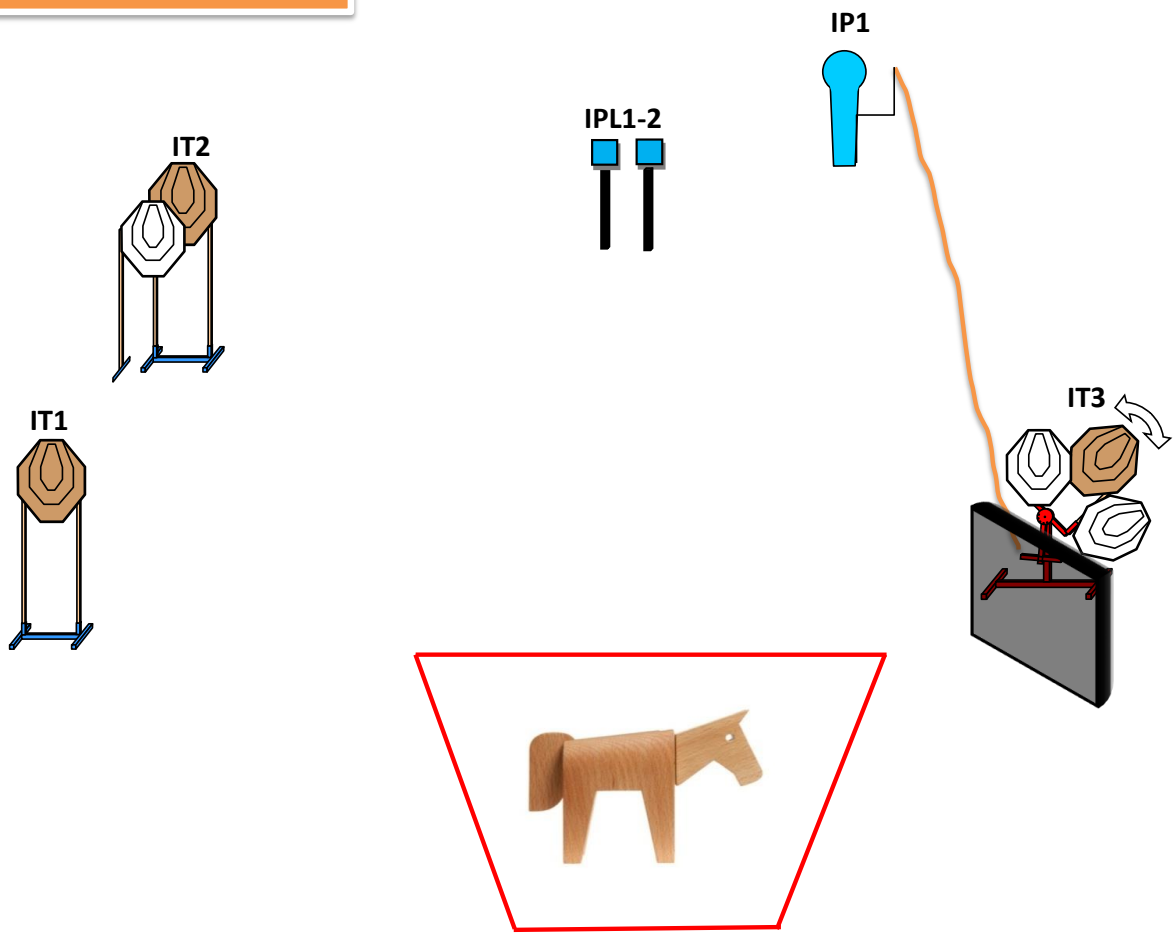

SHORT COURSE NUMBER OF ROUNDS TO BE SCORED: 9 START AUDIBLE SIGNAL	TARGETS IPSC Targets: 3 IPSC Poppers: 1 IPSC Metal Plates: 2 No-Shoots: 3

START POSITION	SITTING ON THE HORSE, BOTH HANDS HOLDING THE BRIDLES AS DEMONSTRATED
HANDGUN READY CONDITION	GUN CHAMBER EMPTY,MAGAZINE INSERTED
PROCEDURE	AT START SIGNAL ENGAGE TARGETS ; IP1 ACTIVATE IT3 SWINGER WHICH REMAIN VISIBLE AT REST
NOTE	Safety angles: : ±90° Azimuth, front backstop vertically. Scoring will be taken by shooting. You can have a delegate to check the points

Stage 17:

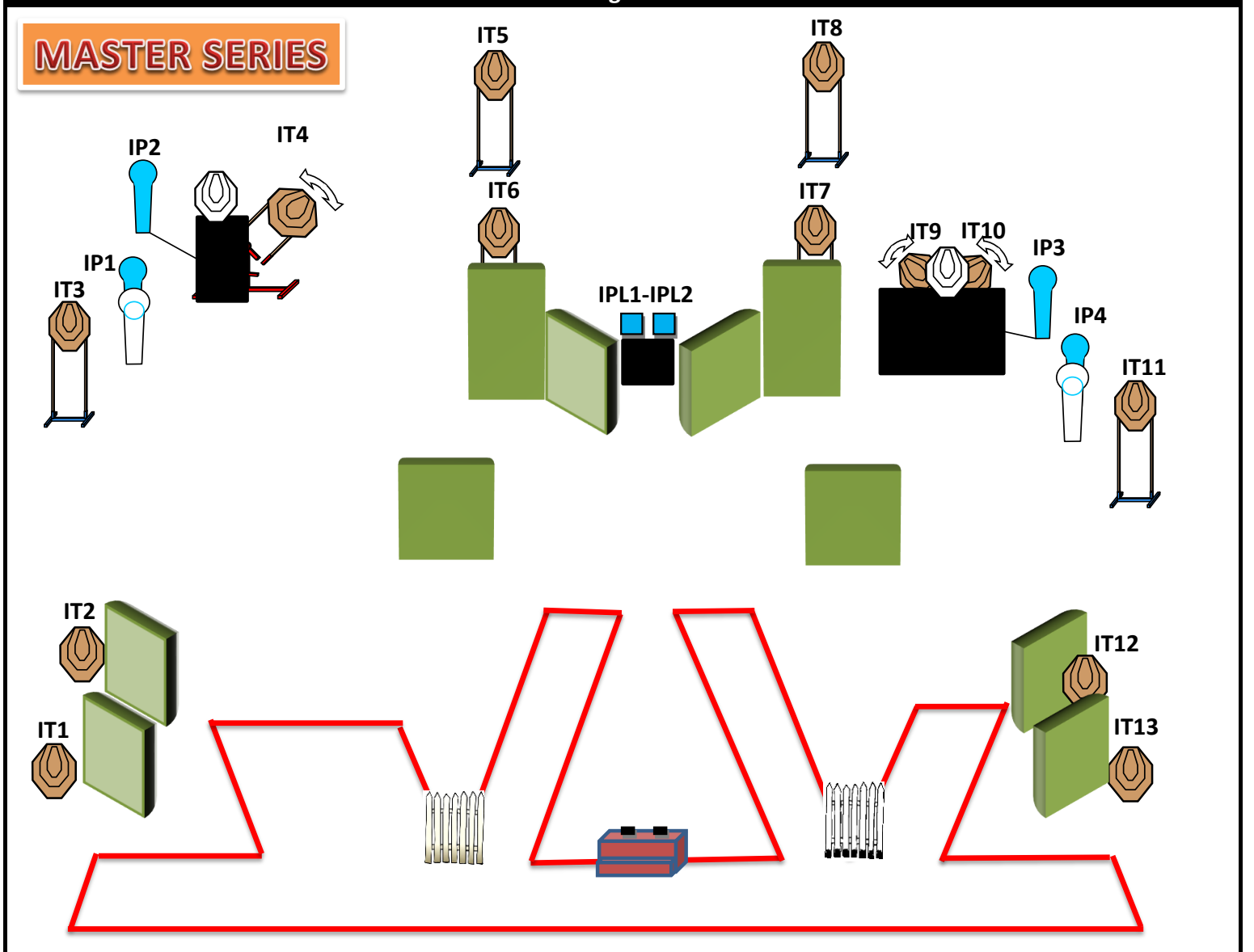

LONG COURSE NUMBER OF ROUNDS TO BE SCORED: 32 START AUDIBLE SIGNAL	TARGETS IPSC Targets: 13 IPSC Poppers: 4 IPSC Metal Plates: 2 No-Shoots: 4

START POSITION	BOTH FEET ON THE MARK
HANDGUN READY CONDITION	
PROCEDURE	AT START SIGNAL ENGAGE ALL TARGETS ; IP2 ACTIVATE IT4 SWINGER - IP3 ACTIVATE IT9 AND IT10 SWINGERS; WHICH REMAIN ALL VISIBLE AT REST
NOTE	Safety angles: : ±90° Azimuth, front backstop vertically. Scoring will be taken by shooting. You can have a delegate to check the points

Stage 18:

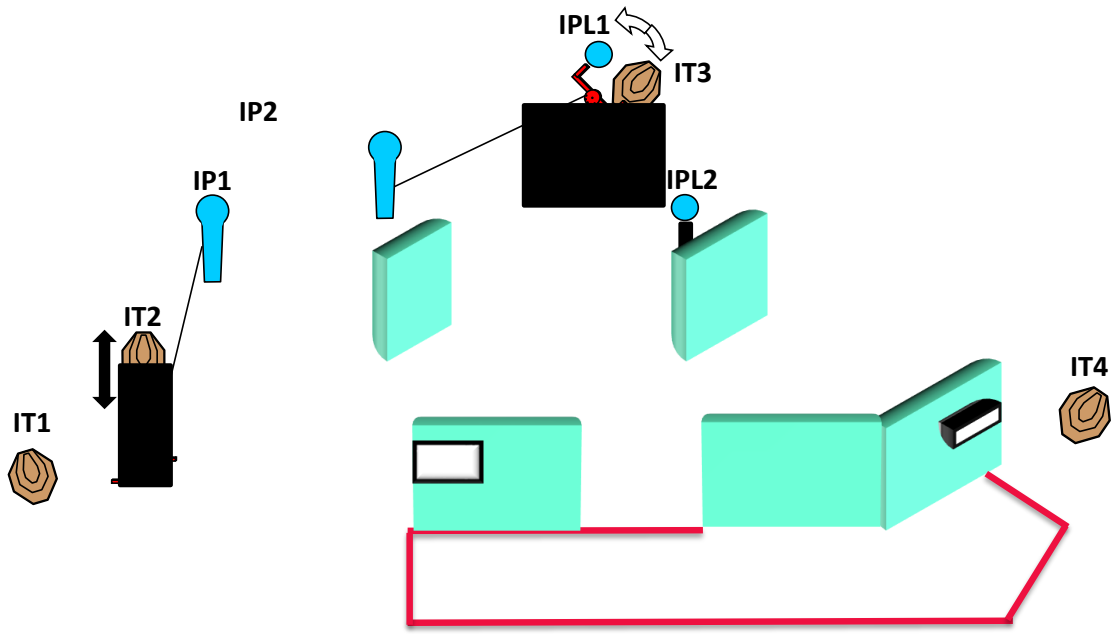

MASTER SERIES

SHORT COURSE	TARGETS
NUMBER OF ROUNDS TO BE SCORED: 12	IPSC Targets: 4
START AUDIBLE SIGNAL	IPSC Metal Plates: 2
	IPSC Poppers 2
	No-Shoots: 1

START POSITION	SURRENDER ANYWHERE IN THE SHOOTING AREA
HANDGUN READY CONDITION	
PROCEDURE	AT START SIGNAL ENGAGE TARGETS : IP1 ACTIVATE T2 SWINGER; IP2 ACTIVATE IPL1 AND IT3 SWINGER; WHICH REMAIN ALL VISIBLE AT REST
NOTE	Safety angles: : ±90° Azimuth, front backstop vertically. Scoring will be taken by shooting. You can have a delegate to check the points

Stage 19

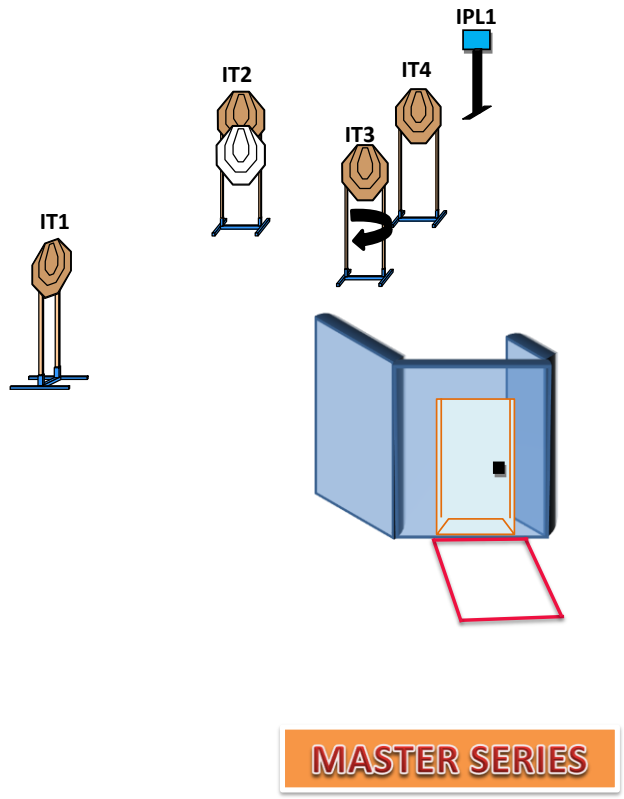

SHORT COURSE NUMBER OF ROUNDS TO BE SCORED: 9 START AUDIBLE SIGNAL	TARGETS IPSC Targets: 4 IPSC Metal Plates: 1 No-Shoots: 1

START POSITION	WEAK HAND TOUCHING THE SIGN AS DEMONSTRATED
HANDGUN READY CONDITION	
PROCEDURE	AT START SIGNAL ENGAGE TARGETS ; OPENING THE DOOR ACTIVATE IT3 TURNER, which **IS A DISAPPEARING TARGET.**
NOTE	Safety angles: : ±90° Azimuth, front backstop vertically. Scoring will be taken by shooting. You can have a delegate to check the points

Stage 20

MASTER SERIES

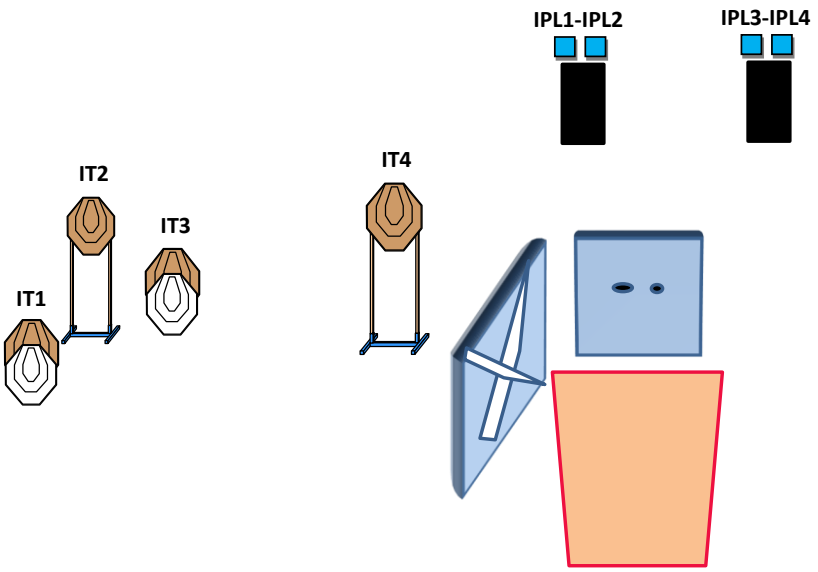

SHORT COURSE NUMBER OF ROUNDS TO BE SCORED: 12 START AUDIBLE SIGNAL	TARGETS IPSC Targets: 4 IPSC Metal Plates: 4 No-Shoots: 2

START POSITION	HANDS ON THE MARK AS DEMONSTRATED
HANDGUN READY CONDITION	
PROCEDURE	AT START SIGNAL ENGAGE ALL TARGETS
NOTE	Safety angles: : ±90° Azimuth, front backstop vertically. Scoring will be taken by shooting. You can have a delegate to check the points